

# castle

## PRIVATE EQUITY

In USD and unaudited, unless otherwise stated

## NAV update as at 28 February 2018

Monthly net return	-1.0%
Year to date* net return	-0.7%
NAV per share**	18.34
NAV per share in CHF**	17.33

## Share price as at 28 February 2018

Price in CHF	16.50
Year to date price return in CHF	-7.8%
Premium / discount in CHF	-4.8%

## Portfolio information

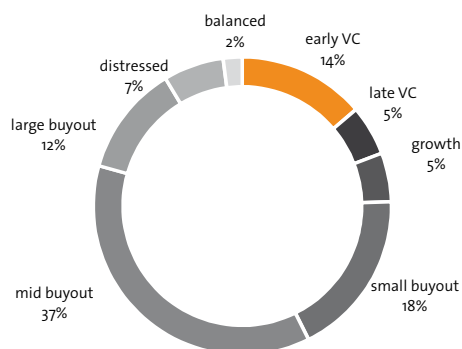
Net asset value (USD million)	447.7
Private equity assets (USD million)	216.6
Investment degree	48.4%
Net liquidity*** (USD million)	231.1
Net liquidity*** monthly change (USD million)	2.2
Uncalled commitments (USD million)	52.9
Uncalled commitments (% of NAV)	11.8%
Shares in circulation (million, net of 2 <sup>nd</sup> line)	24.412
CHF / USD exchange rate	0.94

\*from audited December NAV

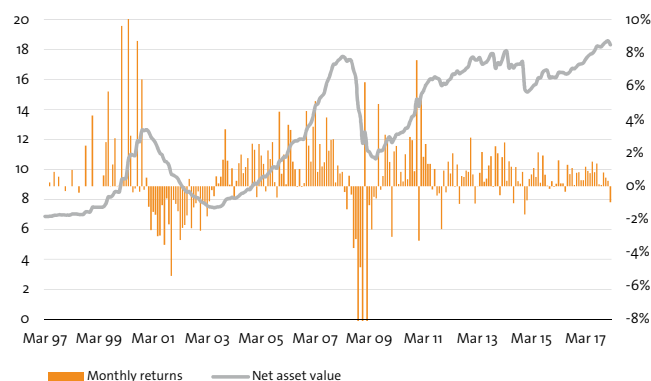
\*\*adjusted for capital repayments (CHF 0.75 cents on May 23 2013, CHF 1.25 on December 6 2013, CHF 1.25 on May 22 2014 and CHF 1.40 on December 5 2014)

\*\*\*cash + short-term assets - bank debt and other liabilities

## NAV by investment stage as at 28 February 2018



## NAV performance in USD from April 1997 to February 2018



## Monthly net returns (%), NAV per share (incl. dividends) in USD (from April 1997 to February 2018)

	Jan	Feb	Mar	Apr	May	Jun	Jul	Aug	Sep	Oct	Nov	Dec	YTD
2018	0.32	-0.97											-0.65
2017	0.36	0.36	1.17	0.92	0.78	1.47	0.84	1.36	0.11	0.08	0.82	0.51	9.13
2016	-0.05	0.15	1.55	0.17	0.17	-0.32	1.29	0.73	1.09	0.07	0.80	0.85	6.68
2015	-0.86	0.44	0.70	1.09	0.55	2.04	0.21	1.84	0.69	0.03	-0.16	0.30	7.07
2014	-0.54	1.76	2.64	0.32	1.50	1.17	-1.02	1.15	0.30	0.15	0.86	-1.70	6.71
2013	0.70	-1.04	0.02	0.80	2.06	0.27	0.47	1.24	1.81	-0.05	2.41	1.98	11.12
2012	-0.36	1.48	0.77	1.97	-0.03	1.30	-1.05	0.61	0.55	0.94	0.86	2.93	10.35
2011	-3.27	5.34	1.76	2.54	1.35	1.34	-0.20	1.03	-0.55	-0.42	-2.59	0.94	7.20
2010	-3.05	2.09	2.43	0.12	0.87	0.28	1.92	0.42	2.97	2.78	0.90	7.59	20.73
2009	6.25	-9.55	-1.14	-2.60	-0.64	-0.74	4.94	-0.22	0.62	3.10	2.89	1.45	3.48
2008	1.25	0.76	0.86	-0.35	-1.40	0.64	-0.51	-3.72	-3.17	-11.87	-4.87	-12.79	-30.99
2007	1.48	3.57	5.12	0.86	2.54	1.19	1.45	4.13	2.13	2.78	2.82	0.23	32.13
2006	1.90	0.11	3.69	3.39	1.47	1.01	-0.04	1.03	-0.05	0.18	4.52	2.44	21.37
2005	-0.66	2.53	1.85	1.35	-0.32	2.16	1.64	2.66	0.24	-0.68	4.48	0.75	17.07
2004	0.10	1.07	-0.74	0.32	1.39	1.90	0.79	1.15	1.70	-0.21	2.55	2.20	12.86
2003	-0.98	-1.10	-1.81	-0.91	-0.24	-0.61	0.59	0.17	0.57	1.60	3.42	1.54	2.14
2002	-1.06	-1.51	-3.24	-2.51	-2.33	-1.76	0.44	-2.53	-1.28	-1.03	-0.31	-2.68	-18.14
2001	-1.24	-2.64	-1.54	-1.72	-3.01	-2.96	-1.14	-3.52	-0.73	-2.30	-5.40	-0.82	-24.00
2000	9.64	0.52	0.54	13.18	3.03	-0.36	-0.14	8.75	-0.34	6.43	-0.21	0.52	48.74
1999	0.00	0.00	0.00	0.00	0.64	2.66	5.70	0.01	1.30	2.89	0.02	0.06	13.92
1998	0.00	0.00	0.98	0.00	0.00	-0.38	0.00	0.00	2.44	0.00	0.00	4.25	7.43
1997				0.00	0.22	0.00	0.87	0.00	0.58	0.00	0.00	-0.29	1.38

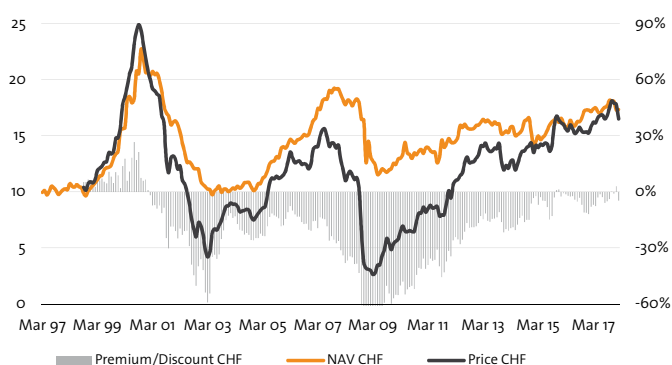
Source: LGT CP / Bloomberg

\*With a cut-off date for the December audited financial statements in March, a significant part of December valuations reflected in the January and February reports has been reflected in the audited December NAV of the previous year.

Please see disclaimer on the last page of this document.

NAV, price and premium/discount

Listing to February 2018, in CHF



**Key facts**

**Investment manager**

LGT Private Equity Advisers

**Investment adviser**

LGT Capital Partners

**Custodian\***

BNP Paribas Fund Administration Services Ireland Limited

**Auditor**

PricewaterhouseCoopers

**Swiss legal counsel**

Niederer Kraft & Frey

**Fees**

1.0% management fee and 10% performance fee (subject to high watermark of USD 885.2 million)

**Market quote**

Quoted and traded daily in CHF on SIX

**Listing date**

CHF: 7 September 1998

**ISIN/Valor**

CH004885474

**Bloomberg**

CHF: CPEN SW

\*of the company's main subsidiary in Ireland

**Company structure**

Castle Private Equity AG ("the Company") is a joint stock corporation established for an indefinite period in the Canton of Schwyz, Switzerland, by deed dated 19 July 1997. The Company's shares have been listed in Swiss Francs on the SIX Swiss Exchange since 7 September 1998 and in US Dollars since 21 January 2002. Trading in CastlePE's USD shares was discontinued on 31 October 2016.

On 30 May 2017, the Company announced that each shareholder would be granted, free of charge, 1 tradeable put option for each registered share held. Every 20 put options entitled shareholders to tender 1 registered share. 1,084,131 registered shares were tendered to the company on 22 June 2017.

Furthermore, following the termination of the buyback via issuance of tradable put options, the Board of Directors of Castle Private Equity Ltd. decided to launch a new share buyback programme on a second trading line at SIX Swiss Exchange. It started on 26 February 2018 (first trading day) and a maximum of 6,165,955 registered shares (maximum 23.42% of the share capital and voting rights registered in the commercial register) will be purchased for cancellation purposes.

As of 28 February 2018, Castle held 151,116 shares from previous 2nd line buyback programs, 1,084,131 shares tendered through the issuance of put options and 676,987 shares from the current 2nd line buyback program.

Swiss Security Number: 4885474

**Board of directors**

Gilbert Chalk (Chairman)

Konrad Baechinger (Deputy Chairman)

Thomas Amstutz

Marcel Erni

Robert Knapp

Heinz Nipp

**Addresses**

**Castle Private Equity AG**

Schuetzenstrasse 6, CH-8808 Pfaeffikon SZ, Switzerland

**LGT Private Equity Advisers AG**

Herrengasse 12, 9490 Vaduz, Principality of Liechtenstein

**LGT Capital Partners Ltd**

Schuetzenstrasse 6, CH-8808 Pfaeffikon SZ, Switzerland

**LGT Capital Partners (UK) Ltd**

35 Dover Street, London W1S 4NQ, United Kingdom

**For further information, please contact**

Benedikt Meyer, GM, tel. +41 (0) 55 415 9710

**Disclaimer**

This document is for the intended recipient only and may not be passed on or disclosed to any other person. This document is solely for information purposes and does not constitute an offer to sell or an invitation to invest. In particular, it does not constitute an offer or solicitation in any jurisdiction where it is unlawful or where the person making the offer or solicitation is not qualified to do so or the recipient may not lawfully receive any such offer or solicitation. It is the responsibility of any person in possession of this document to inform themselves of, and to observe, all applicable laws and regulations of relevant jurisdictions.

The information and any opinions contained herein have been obtained from or are based on sources which are believed to be reliable, but their accuracy cannot be guaranteed. No responsibility can be accepted for any consequential loss from this information. Prospective investors should rely only on the information contained in the Company's prospectus. Prospective investors should also inform themselves, and should take appropriate advice, on the legal requirements and as to the possible tax consequences, foreign exchange restrictions or exchange control requirements that they may encounter under the laws of the countries of their citizenship, residence or domicile and that may be relevant to the subscription, purchase, holding, exchange, redemption or disposal of any investments. Performance numbers shown are records of past performance and not an indication of future performance. See also <http://www.castlepe.com/en/cpe/disclaimer.html>