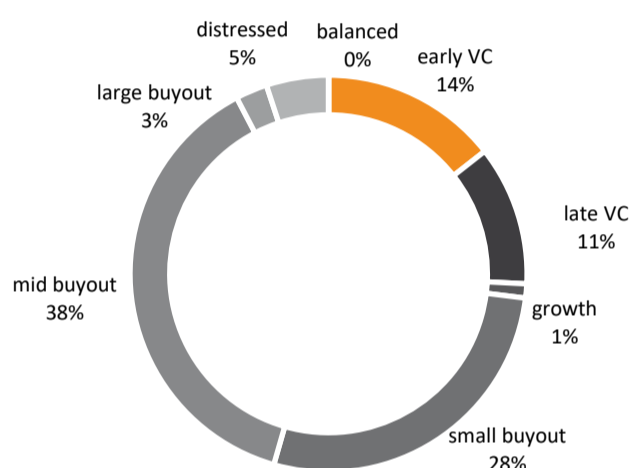


In USD and unaudited, unless otherwise stated

| NAV update as at 30 April 2024                   |        |
|--|--------|
| Monthly net return                               | -3.1%  |
| Year to date net return                          | -2.8%  |
| NAV per share                                    | 8.36   |
| NAV per share in CHF                             | 7.67   |
| Share price as at 30 April 2024                  |        |
| Price in CHF                                     | 5.10   |
| Year to date price return in CHF                 | 15.9%  |
| Premium / discount in CHF                        | -33.5% |
| Portfolio information                            |        |
| Net asset value (USD million)                    | 84.4   |
| Private equity assets (USD million)              | 73.6   |
| Investment degree                                | 87.2%  |
| Net liquidity* (USD million)                     | 10.8   |
| Net liquidity* monthly change (USD million)      | 0.1    |
| Uncalled commitments (USD million)               | 40.0   |
| Shares in circulation (million, net of buybacks) | 10.105 |
| USD / CHF exchange rate                          | 0.92   |

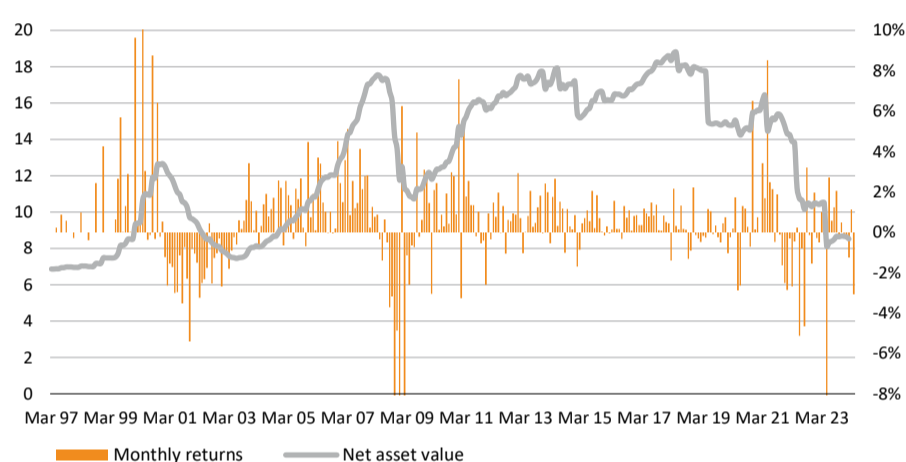
\*cash + short-term assets - bank debt and other liabilities

#### NAV by investment stage as at 30 April 2024



CastlePE's net asset value decreased by 3.1 per cent during April. The monthly investment result was mainly guided by valuation decreases throughout the portfolio. The negative investment performance was slightly improved by the 1.1 per cent increase in the value of the Euro versus the Dollar during the month. There were no portfolio level cashflows to report for the month.

#### NAV performance in USD from April 1997 to April 2024



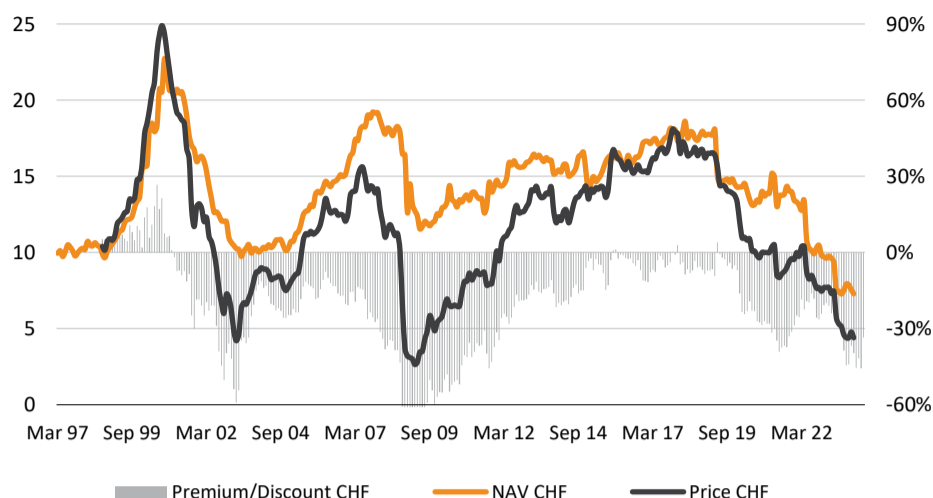
#### Monthly net returns (%), NAV in USD (from April 1997 to April 2024)

|      | Jan   | Feb   | Mar   | Apr   | May    | Jun   | Jul   | Aug   | Sep   | Oct    | Nov   | Dec    | YTD    |
|------|-------|-------|-------|-------|--------|-------|-------|-------|-------|--------|-------|--------|--------|
| 2024 | -0.32 | -1.26 | 1.13  | -3.08 |        |       |       |       |       |        |       |        | -2.80  |
| 2023 | -0.29 | -0.49 | 1.00  | -0.12 | -20.60 | 2.71  | 0.56  | 1.24  | 2.05  | -0.31  | 0.48  | -0.25  | 3.76   |
| 2022 | -2.87 | -0.31 | -2.69 | -0.46 | 0.22   | -5.12 | -0.80 | -4.66 | 3.21  | -0.14  | -1.56 | 1.96   | -11.51 |
| 2021 | 0.74  | 1.20  | 2.20  | 1.68  | 8.51   | 2.47  | 2.14  | -0.48 | 1.88  | -0.11  | -1.63 | -2.52  | 15.32  |
| 2020 | -1.04 | -0.24 | 0.18  | 1.73  | -2.87  | -2.64 | 1.29  | 1.17  | 0.28  | -0.72  | 6.50  | 0.15   | 0.69   |
| 2019 | -0.31 | -0.48 | -0.19 | -0.26 | 1.20   | 1.05  | -0.09 | 0.33  | -0.24 | -0.50  | 0.43  | 0.75   | -8.71  |
| 2018 | 0.44  | -1.40 | 2.17  | 0.31  | 0.15   | 1.32  | 0.11  | 0.09  | -1.69 | -1.02  | 2.21  | -0.14  | 5.25   |
| 2017 | 0.36  | 0.36  | 1.17  | 0.92  | 0.78   | 1.47  | 0.84  | 1.36  | 0.11  | 0.08   | 0.82  | 0.51   | 9.13   |
| 2016 | -0.05 | 0.15  | 1.55  | 0.17  | 0.17   | -0.32 | 1.29  | 0.73  | 1.09  | 0.07   | 0.80  | 0.85   | 6.68   |
| 2015 | -0.86 | 0.44  | 0.70  | 1.09  | 0.55   | 2.04  | 0.21  | 1.84  | 0.69  | 0.03   | -0.16 | 0.30   | 7.07   |
| 2014 | -0.54 | 1.76  | 2.64  | 0.32  | 1.50   | 1.17  | -1.02 | 1.15  | 0.30  | 0.15   | 0.86  | -1.70  | 6.71   |
| 2013 | 0.70  | -1.04 | 0.02  | 0.80  | 2.06   | 0.27  | 0.47  | 1.24  | 1.81  | -0.05  | 2.41  | 1.98   | 11.12  |
| 2012 | -0.36 | 1.48  | 0.77  | 1.97  | -0.03  | 1.30  | -1.05 | 0.61  | 0.55  | 0.94   | 0.86  | 2.93   | 10.35  |
| 2011 | -3.27 | 5.34  | 1.76  | 2.54  | 1.35   | 1.34  | -0.20 | 1.03  | -0.55 | -0.42  | -2.59 | 0.94   | 7.20   |
| 2010 | -3.05 | 2.09  | 2.43  | 0.12  | 0.87   | 0.28  | 1.92  | 0.42  | 2.97  | 2.78   | 0.90  | 7.59   | 20.73  |
| 2009 | 6.25  | -9.55 | -1.14 | -2.60 | -0.64  | -0.74 | 4.94  | -0.22 | 0.62  | 3.10   | 2.89  | 1.45   | 3.48   |
| 2008 | 1.25  | 0.76  | 0.86  | -0.35 | -1.40  | 0.64  | -0.51 | -3.72 | -3.17 | -11.87 | -4.87 | -12.79 | -30.99 |
| 2007 | 1.48  | 3.57  | 5.12  | 0.86  | 2.54   | 1.19  | 1.45  | 4.13  | 2.13  | 2.78   | 2.82  | 0.23   | 32.13  |
| 2006 | 1.90  | 0.11  | 3.69  | 3.39  | 1.47   | 1.01  | -0.04 | 1.03  | -0.05 | 0.18   | 4.52  | 2.44   | 21.37  |
| 2005 | -0.66 | 2.53  | 1.85  | 1.35  | -0.32  | 2.16  | 1.64  | 2.66  | 0.24  | -0.68  | 4.48  | 0.75   | 17.07  |
| 2004 | 0.10  | 1.07  | -0.74 | 0.32  | 1.39   | 1.90  | 0.79  | 1.15  | 1.70  | -0.21  | 2.55  | 2.20   | 12.86  |
| 2003 | -0.98 | -1.10 | -1.81 | -0.91 | -0.24  | -0.61 | 0.59  | 0.17  | 0.57  | 1.60   | 3.42  | 1.54   | 2.14   |
| 2002 | -1.06 | -1.51 | -3.24 | -2.51 | -2.33  | -1.76 | 0.44  | -2.53 | -1.28 | -1.03  | -0.31 | -2.68  | -18.14 |
| 2001 | -1.24 | -2.64 | -1.54 | -1.72 | -3.01  | -2.96 | -1.14 | -3.52 | -0.73 | -2.30  | -5.40 | -0.82  | -24.00 |
| 2000 | 9.64  | 0.52  | 0.54  | 13.18 | 3.03   | -0.36 | -0.14 | 8.75  | -0.34 | 6.43   | -0.21 | 0.52   | 48.74  |
| 1999 | 0.00  | 0.00  | 0.00  | 0.00  | 0.64   | 2.66  | 5.70  | 0.01  | 1.30  | 2.89   | 0.02  | 0.06   | 13.92  |
| 1998 | 0.00  | 0.00  | 0.98  | 0.00  | 0.00   | -0.38 | 0.00  | 0.00  | 2.44  | 0.00   | 0.00  | 4.25   | 7.43   |

Source: LGT CP / Bloomberg

## NAV, price and premium/discount

Listing to April 2024, in CHF



### Key facts

#### Investment manager

LGT Private Equity Advisers

#### Investment adviser

LGT Capital Partners

#### Custodian\*

BNP Paribas Fund Administration Services Ireland Limited

#### Auditor

PricewaterhouseCoopers

#### Swiss legal counsel

Niederer Kraft & Frey

#### Fees

1.0% management fee and 10% performance fee (subject to high watermark of USD 932.8 million)

#### Market quote

Quoted and traded daily in CHF on SIX

#### Listing date

CHF: 7 September 1998

#### ISIN/Valor

CH004885474

#### Bloomberg

CHF: CPEN SW

\*of the company's main subsidiary in Ireland

### Company structure

Castle Private Equity AG ("the Company") is a joint stock corporation established for an indefinite period in the Canton of Schwyz, Switzerland, by deed dated 19 July 1997. The Company's shares have been listed in Swiss Francs on the SIX Swiss Exchange since 7 September 1998 and in US Dollars since 21 January 2002. Trading in CastlePE's USD shares was discontinued on 31 October 2016.

Swiss Security Number: 4885484

### Board of directors

Gilbert Chalk (Chairman)

Konrad Baechinger (Deputy Chairman)

Thomas Amstutz

Heinz Nipp

### For further information, please contact

Benedikt Meyer, GM, tel. +41 58 261 82 58

### Address

Castle Private Equity AG

Schuetzenstrasse 6, CH-8808 Pfaeffikon SZ, Switzerland

### Disclaimer

This document is for the intended recipient only and may not be passed on or disclosed to any other person. This document is solely for information purposes and does not constitute an offer to sell or an invitation to invest. In particular, it does not constitute an offer or solicitation in any jurisdiction where it is unlawful or where the person making the offer or solicitation is not qualified to do so or the recipient may not lawfully receive any such offer or solicitation. It is the responsibility of any person in possession of this document to inform themselves of, and to observe, all applicable laws and regulations of relevant jurisdictions.

The information and any opinions contained herein have been obtained from or are based on sources which are believed to be reliable, but their accuracy cannot be guaranteed. No responsibility can be accepted for any consequential loss from this information. Prospective investors should rely only on the information contained in the Company's prospectus. Prospective investors should also inform themselves, and should take appropriate advice, on the legal requirements and as to the possible tax consequences, foreign exchange restrictions or exchange control requirements that they may encounter under the laws of the countries of their citizenship, residence or domicile and that may be relevant to the subscription, purchase, holding, exchange, redemption or disposal of any investments. Performance numbers shown are records of past performance and not an indication of future performance. See also <http://www.castlepe.com/en/cpe/disclaimer.html>