

# Annual Report 2025

## Contents

<b>03</b>	Castle Private Equity in 2025
<b>04</b>	Chairman's statement
<b>06</b>	Investment manager's report
<b>12</b>	Report of the statutory auditor on the consolidated financial statements
<b>18</b>	Consolidated financial statements
<b>62</b>	Report of the statutory auditor on the company financial statements
<b>66</b>	Company financial statements
<b>74</b>	Report of the statutory auditor on the remuneration report
<b>78</b>	Remuneration report
<b>86</b>	Corporate governance
<b>102</b>	Investors' information

### Further information

Periodic updates of elements of this annual report and supplementary information can be retrieved from the company's website [www.castlepe.com](http://www.castlepe.com)

### Publication date

This report was released for publication on 20 February 2026.

The subsequent event notes in the financial statements have been updated to 20 February 2026.

Amounts in this report are stated in USD thousands (TUSD) unless otherwise stated.

This document is for information only and is not an offer to sell or an invitation to invest. In particular, it does not constitute an offer or solicitation in any jurisdiction where it is unlawful or where the person making the offer or solicitation is not qualified to do so or the recipient may not lawfully receive any such offer or solicitation. It is the responsibility of any person in possession of this document to inform themselves of, and to observe, all applicable laws and regulations of relevant jurisdictions. All statements contained herein that are not historical facts including, but not limited to, statements regarding anticipated activity are forward looking in nature and involve a number of risks and uncertainties. Actual results may differ materially. Readers are cautioned, not to place undue reliance on any such forward-looking statements, which statements, as such, speak only as of the date made. The complete disclaimer can be obtained from [www.castlepe.com](http://www.castlepe.com).

## Castle Private Equity in 2025

(All amounts in USD, unless when indicated otherwise)

	2025	2024
Net asset value	60 million	75 million
Payments to shareholders (CHF)	16 million	9 million
Net asset value per share	5.98	7.40
Share price (CHF) <sup>1)</sup>	3.28	3.80
Discount to net asset value	30.7 per cent	43.3 per cent
Private equity assets	55 million	59 million
Capital calls	—	—
Distributions	7 million	20 million
Investment degree	92 per cent	78 per cent
Uncalled commitments	31 million	33 million
Uncalled as per cent of NAV	52 per cent	44 per cent
Cash position	6 million	17 million
Cancelled shares	—	—
Shares in circulation	10,104,741	10,104,741

<sup>1)</sup> Representing the closing trade price on the last trading day of the year.

## Chairman's statement

### Disciplined execution in a challenging 2025 environment

#### Dear shareholders

#### A year of elections, conflict and natural disasters

2025 unfolded against a backdrop of continued geopolitical tension and economic adjustment following an unprecedented period of global political change. The historic wave of elections held in 2024 reshaped political leadership across major economies, and their implications continued to influence policymaking, market sentiment, and investor confidence throughout 2025. Military conflicts, including the ongoing Russia – Ukraine war and instability in the Middle East, persisted, while climate-related events remain a reminder of the structural challenges facing the global economy.

Against this backdrop, the global private equity market in 2025 was characterised by cautious optimism and disciplined execution. After the significant slowdown in deal activity experienced in prior years, market participants were selective as they navigated elevated interest rates, tighter financing conditions, and evolving regulatory frameworks. While transaction volumes remained below historical peaks, pricing discipline and more balanced negotiations between buyers and sellers supported a gradual stabilisation in activity.

The emphasis in 2025 remained firmly on investment quality rather than volume. Investors favoured businesses with resilient operating models, strong cash generation, and clear long-term growth drivers. Sectors such as technology, healthcare, infrastructure, and energy transition remained areas of focus, reflecting their defensive characteristics and structural growth potential. Transactions have increasingly been structured with lower leverage and higher equity contributions, reinforcing a more conservative approach to risk.

#### Private Equity adjusts to high interest rates with less leverage

Financing conditions remained challenging during 2025, with central banks maintaining a cautious stance as inflationary pressures eased only gradually. As a result, private equity firms continued to adapt their investment strategies, prioritising asset-light businesses and operational value creation over financial engineering. This environment further reinforced the importance of active ownership and hands on portfolio management.

Exit markets in 2025 showed only a measured improvement. While public markets remained open selectively, private equity firms continued to seek alternative exit routes, including secondary transactions, structured recapitalisations, and sales to strategic buyers. The pace of realisations remained disciplined, with a focus on value preservation and liquidity management rather than accelerated exits at unfavourable valuations.

### Navigating a cautious private equity market in 2025

Against this market backdrop, the reduction in valuations and subdued exit environment continued to influence the net asset value and cash liquidity of Castle Private Equity. These effects remained manageable, and the board retains strong confidence in the quality of the Group's portfolio and its ability to deliver attractive returns. The Group remains well positioned to benefit from an eventual improvement in exit conditions.

The board of directors continues to pursue its harvesting strategy with a strong emphasis on prudent liquidity management. As in previous years, the company actively evaluates opportunities to realise assets including through secondary private equity markets in order to advance its realisation objectives in a disciplined and shareholder-focused manner.

### General meeting 12 May 2026 in Switzerland

The Company's 2026 annual general meeting will take place on 12 May 2026 in Pfäffikon, Switzerland. The board looks forward to engaging with shareholders and discussing the Company's progress and outlook.

We thank you for your support.

Yours sincerely

**Gilbert J. Chalk**

Chairman

## Investment manager's report

Resilient economic conditions, stabilising markets and gradual recovery in Private Equity

### Dear shareholders

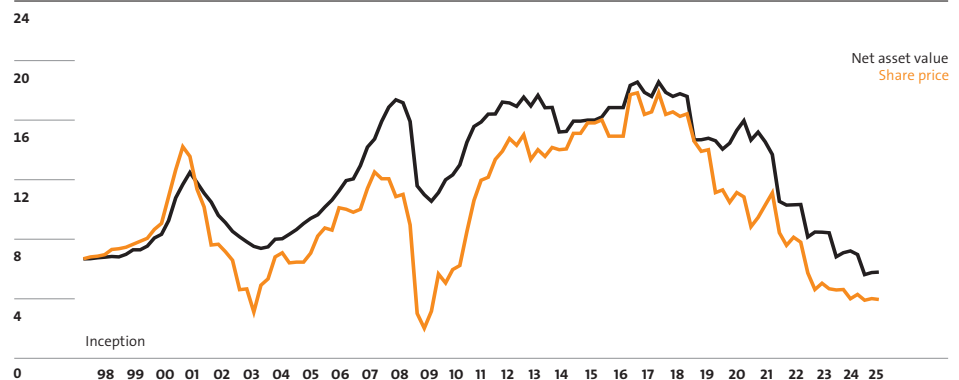
#### Global economic resilience amid geopolitical uncertainty

In 2025, the global economy continued to demonstrate resilience amid a still-challenging backdrop characterised by geopolitical uncertainty and lingering inflationary pressures. According to the Organisation for Economic Cooperation and Development (OECD), global economic growth remained stable at approximately 3 per cent for the year. Inflation continued its gradual downward trajectory across most developed markets, supporting real incomes; however, consumer confidence in several regions remained below pre-pandemic levels, reflecting persistent uncertainty around geopolitics and fiscal sustainability.

In the United States, economic growth moderated but remained robust, supported by resilient consumer spending and a gradually easing labour market. Inflation continued to decline but remained above the Federal Reserve's 2 per cent target for most of the year. Against this backdrop, monetary policy remained restrictive, although expectations of policy easing increased towards the end of 2025 as inflationary pressures showed further signs of moderation.

#### Share price and net asset value since inception

in USD per share



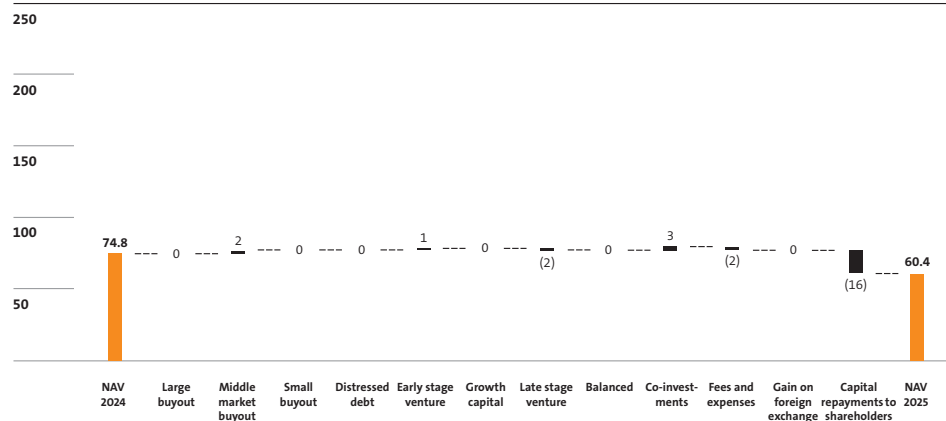
The European Union recorded modest but positive economic growth in 2025, supported by easing inflation, improving real wage growth, and stabilising energy prices. While growth remained uneven across member states, the overall macroeconomic environment improved compared to previous years, contributing to a more constructive outlook for investment activity.

Geopolitical developments continued to shape the global landscape in 2025. Ongoing regional conflicts, trade tensions, and the risk of supply chain disruptions remained key sources of uncertainty, influencing both corporate sentiment and capital allocation decisions.

Overall, 2025 reflected a year of cautious stabilisation. While macroeconomic and geopolitical risks persisted, the global economy maintained moderate growth, with declining inflation and improving visibility supporting a more constructive outlook for the years ahead.

**NAV change by financial stage in 2025**

in USD millions



**Private equity builds further momentum in 2025**

The private equity sector built further momentum in 2025 following the recovery observed in 2024. Global deal activity remained elevated, supported by stabilising interest rates, improved financing conditions, and stronger public market valuations. Investor confidence improved as valuation expectations between buyers and sellers gradually converged, facilitating increased transaction activity.

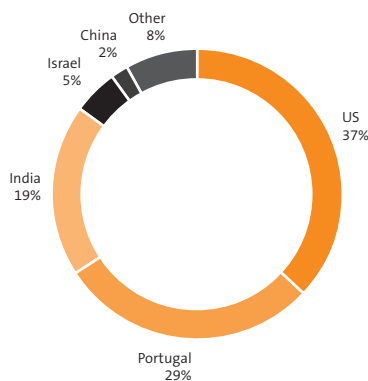
Despite the more favourable environment, challenges within the private equity market persisted. Exit activity, while improving, remained selective, as sponsors continued to navigate pricing considerations and subdued IPO markets. As a result, holding periods for portfolio companies remained extended, and the industry continued to manage a backlog of unrealised assets. Bolt-on acquisitions remained a key value creation lever, enabling sponsors to enhance scale, operational efficiency, and strategic positioning of portfolio companies.

Fundraising conditions in private markets remained resilient in 2025, supported by sustained investor demand for long-term, return-oriented strategies. Private markets assets under management are expected to continue their structural growth trajectory over the medium term, underpinned by institutional and private wealth allocations.

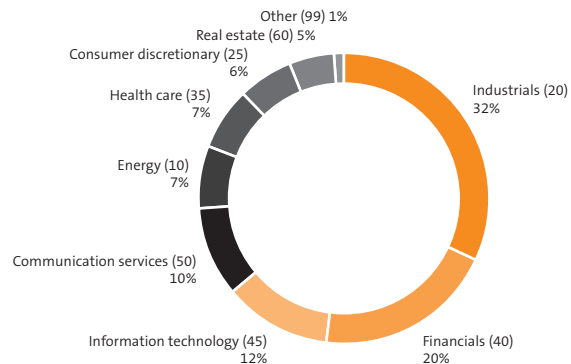
**Portfolio review at the company level**

Per December 2025

**Geographical regions**



**Industry sectors (GICS)**



**NAV per share adjusted for distribution increased by 2.4 per cent (net) mainly driven by mark-to-market adjustments**

Over the twelve-month period, the company's net asset value (NAV) per share was broadly stable, reflecting a combination of improving operating performance across portfolio companies and selective valuation uplifts, partially offset by ongoing market volatility. Portfolio valuations continued to be influenced by public market comparables and prevailing discount rates.

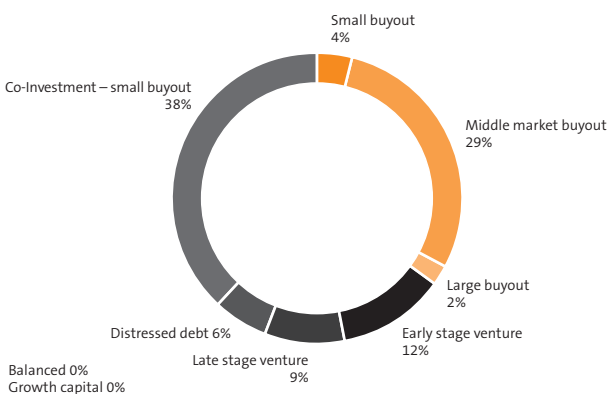
**Continuing Castle's harvesting strategy – reaching over USD 830 million in total shareholder distributions**

During the year, Castle Private Equity continued to execute its long-standing harvesting strategy, generating distributions from portfolio realisations and income receipts. Since the introduction of this strategy in 2012, the company has returned over USD 830 million to shareholders through capital repayments and share buyback programs. The board of directors acknowledges that the Company's two largest remaining portfolio positions, Omni Helicopters International and One97 Communications, together represent nearly half of the Company's net asset value as of 31 December 2025. The board is fully aware of the resulting concentration and continues to closely monitor the efforts to realise these investments.

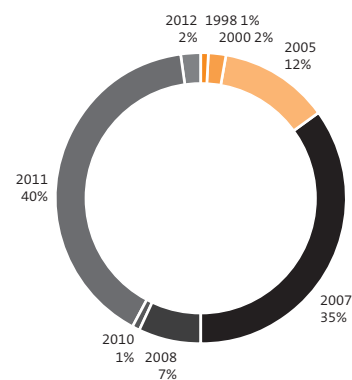
**Asset allocation (asset value)**

Per December 2025

**Financing stage**



**Vintage year**



### Exit environment – further signs of normalisation

The private equity exit environment showed further signs of normalisation in 2025, supporting increased distributions compared to prior years. Castle Private Equity received distribution proceeds during the year, primarily generated from trade sales and secondary transactions. With limited capital calls and disciplined liquidity management, the company maintained a solid net liquidity position as of year-end 2025.

As in the past years, the company explores the sale of its assets in the secondary private equity market to accelerate its realisation strategy.

### Major exits

In 2025

Month	Partnership	Company	Sector, location	Exit channel
January	Bain Capital Asia Fund II, L.P.	QuEST Global Services	Industrials, Singapore	Trade sale
March	Bain Capital Fund X, L.P.	Bob's Discount Furniture	Retail, US	Trade sale
September	Columbia Capital Equity Partners IV (Non-US), L.P.	NextNav	Information technology, US	Partial sale
November	SAIF Partners III, L.P.	One97 Communications (India)	Financials, India	Partial sale
December	Bain Capital Asia Fund II, L.P.	Emcure	Health care, India	Partial sale

We would like to take this opportunity to thank you for your trust and patience. We are fully committed to persistently execute the harvesting strategy and by that maximising shareholder value. We will keep you informed about further progress over the coming months.

Yours sincerely

LGT Private Equity Advisers AG

### Major underlying company positions in 2025<sup>1)</sup>

Year invested	Partnership	Company	GICS Industry, location
2011	Stirling Square Capital Partners Omni Co-Investment, L.P. Stirling Square Capital Partners Second Fund (VCOC), L.P.	Omni Helicopters International	industrials, Portugal
2007	SAIF Partners III Limited (Secondary – Desert) SAIF Partners III, L.P.	One97 Communications	financials, India
2007	EOS Capital Partners IV, L.P.	ProEnergy Services	energy, US
2005	Index Ventures III (Jersey), L.P.	ViaGoGo	communication services, US
2007	Fortress Investment Fund V (Coinvestment Fund D), L.P. Fortress Investment Fund V (Fund D), L.P.	Florida East Coast Industries	real estate, US
2007	EOS Capital Partners IV, L.P.	ShelterPoint Life	financials, US
2006	Permira IV, L.P. 2	Genesys	information technology, US
2008	Viola Ventures III, L.P.	IronSource Ltd.	information technology, Israel
2008	Viola Ventures III, L.P.	Personetics Technologies	information technology, US
2005	Benchmark Israel II, L.P.	Seeking Alpha	communication services, Israel

<sup>1)</sup> Based on the latest available financial statements from the underlying private equity partnerships, i.e. primarily 30 September 2023.



## **Report of the statutory auditor to the General Meeting of Castle Private Equity AG, Pfäffikon SZ**

### **Report on the audit of the consolidated financial statements**

#### **Opinion**

We have audited the consolidated financial statements of Castle Private Equity AG and its subsidiaries (the Group), which comprise the consolidated statement of comprehensive income for the year ended 31 December 2025, the consolidated balance sheet as at 31 December 2025, and the consolidated statement of cash flows and consolidated statement of changes in equity for the year then ended, and notes to the consolidated financial statements, including material accounting policy information.

In our opinion, the consolidated financial statements (pages 18 to 61) give a true and fair view of the consolidated financial position of the Group as at 31 December 2025 and of its consolidated financial performance and its consolidated cash flows for the year then ended in accordance with IFRS Accounting Standards and comply with Article 14 of the Directive on Financial Reporting (DFR) of SIX Swiss Exchange and with Swiss law.

#### **Basis for opinion**

We conducted our audit in accordance with Swiss law, International Standards on Auditing (ISA) and Swiss Standards on Auditing (SA-CH). Our responsibilities under those provisions and standards are further described in the 'Auditor's responsibilities for the audit of the consolidated financial statements' section of our report. We are independent of the Group in accordance with the provisions of Swiss law and the requirements of the Swiss audit profession that are relevant to audits of the financial statements of public interest entities, as well as the International Code of Ethics for Professional Accountants (including International Independence Standards) issued by the International Ethics Standards Board for Accountants (IESBA Code), as applicable to audits of financial statements of public interest entities. We have also fulfilled our other ethical responsibilities in accordance with these requirements.

We believe that the audit evidence we have obtained is sufficient and appropriate to provide a basis for our opinion.

PricewaterhouseCoopers AG, Birchstrasse 160, 8050 Zürich  
+41 58 792 44 00



## Our audit approach



### Overview

Overall group materiality: USD 600'000

The entities addressed by our full scope audit work contribute to 100% of the Group's assets, liabilities, equity, income and expenses and cash flows.

As key audit matters the following areas of focus have been identified:

- Valuation of private equity investments
- Ownership of private equity investments
- Performance fees

### Materiality

The scope of our audit was influenced by our application of materiality. Our audit opinion aims to provide reasonable assurance that the consolidated financial statements are free from material misstatement.

Misstatements may arise due to fraud or error. They are considered material if, individually or in aggregate, they could reasonably be expected to influence the economic decisions of users taken on the basis of the consolidated financial statements.

Based on our professional judgement, we determined certain quantitative thresholds for materiality, including the overall Group materiality for the consolidated financial statements as a whole as set out in the table below. These, together with qualitative considerations, helped us to determine the scope of our audit and the nature, timing and extent of our audit procedures and to evaluate the effect of misstatements, both individually and in aggregate, on the consolidated financial statements as a whole.

<b>Overall group materiality</b>	USD 600'000
<b>Benchmark applied</b>	Total equity
<b>Rationale for the materiality benchmark applied</b>	We chose total equity as the benchmark because in our view it is the most relevant benchmark for the investors and is a generally accepted benchmark for investment companies.

### Audit scope

We designed our audit by determining materiality and assessing the risks of material misstatement in the consolidated financial statements. In particular, we considered where subjective judgements were made; for example, in respect of significant accounting estimates that involved making assumptions and considering future events that are inherently uncertain. As in all of our audits, we also addressed the risk of management



override of internal controls, including among other matters consideration of whether there was evidence of bias that represented a risk of material misstatement due to fraud.

We tailored the scope of our audit in order to perform sufficient work to enable us to provide an opinion on the consolidated financial statements as a whole, taking into account the structure of the Group, the accounting processes and controls, and the industry in which the Group operates.

### Key audit matters

Key audit matters are those matters that, in our professional judgement, were of most significance in our audit of the consolidated financial statements of the current period. These matters were addressed in the context of our audit of the consolidated financial statements as a whole, and in forming our opinion thereon, and we do not provide a separate opinion on these matters.

### Valuation of private equity investments

Key audit matter	How our audit addressed the key audit matter
<p>The investment portfolio comprises investments in private equity funds and co-investments. All of the Group's investments are unquoted.</p> <p>We focused on this area because of the significance of the investments in the consolidated financial statements, and because determining the valuation methodology and the inputs requires estimation and judgment to be applied by the investment manager and the board of directors. Investments at fair value through profit or loss amount to USD 55.3 million or 90% of total assets.</p> <p>Refer to notes 3 (Critical accounting estimates) and 17 e) (Fair value estimation) for further disclosure and note 2 i) (iii) (Fair value measurement principles and estimation) for the valuation methods applied.</p>	<p>The investment valuations are prepared by the investment manager applying the valuation methods disclosed in notes 3 (Critical accounting estimates) and 17 e) (Fair value estimation) for further disclosure and note 2 i) (iii) (Fair value measurement principles and estimation). We attended a meeting of the board of directors where these investment valuations were reviewed to observe this process. We tested the design and implementation of the controls around the valuation of investments at the investment manager, to determine whether appropriate controls are in place.</p> <p>As the valuation provided by the investee fund manager is the primary source for valuation, we obtained information on the latest available valuation from the administrator or investee fund manager and checked that this information appropriately supports the valuation applied by the investment manager.</p> <p>We tested controls over the fair value check process applied by the investment manager, which employs a risk-based approach to determine investments for which a fair value adjustment may be required. This process includes a review of the prior year audited financial statements of each investee fund with an assessment of how the investee fund assesses fair value and how accurate the prior year estimated fair value was in comparison to the audited net asset value.</p> <p>On a sample basis, where there were investments identified as having a higher risk of valuation error by the investment manager in the fair value check process</p>



described above, we tested those investments in further detail. In these cases, we challenge the procedures applied by the investment manager, including the adequacy of the inputs used as set out in note 3, focusing particular attention on co-investments and on other investments in private equity funds subject to adjustments using the results of the investment manager's own review and analysis.

Where there was a time lag between the date of the latest available reporting and the balance sheet date, we tested the determination of the fair value by the investment manager, by testing cash flows from capital calls and distributions on a sample basis over the course of the year and subsequent to the year end. In particular, we ensured that the cash flow amounts recorded by the company were appropriately reconciled to the call or distribution notices received from the investee fund.

We obtained sufficient audit evidence to conclude that the inputs, estimates, and methodologies used for the valuation of the investments are within a reasonable range and that valuation policies were consistently applied by the investment manager.

---

### Ownership of private equity investments

---

#### Key audit matter

Private equity investments are not safeguarded by an independent custodian. There is a risk that the Group may not have sufficient legal entitlement to these investments.

We focused on this area because of the significance of the investments in the consolidated financial statements. Investments at fair value through profit or loss amount to USD 55.3 million or 90% of total assets.

---

#### How our audit addressed the key audit matter

We confirmed investment holdings with the investee fund manager, registrar, or transfer agent, as appropriate.

We therefore obtained sufficient audit evidence to verify the existence and legal ownership of private equity investments.

---



## Performance fees

Key audit matter	How our audit addressed the key audit matter
<p>Performance fees of USD 0.5 million are recognised in the consolidated statement of comprehensive income for the year ended 31 December 2025 and disclosed in note 6 and 14 to the consolidated financial statements. No performance fee was recognised in the prior year.</p> <p>The performance fee is payable to a related party under the management and performance fee agreement. The calculation relies on a number of inputs, including net new gains by the end of the financial year, the consolidated net asset value of the Group, and the market capitalisation of the Group.</p>	<p>We obtained and inspected the management and performance fee agreement between the Group and its investment advisor to understand the contractual terms governing the calculation of the performance fee.</p> <p>We assessed whether the internal guideline and the template used by management to determine the performance fee are consistent with the terms of the management and performance fee agreement.</p> <p>We recalculated the performance fee independently and checked the accuracy of the key inputs used in the calculation, including the market capitalisation, net asset value, and net new gains, by agreeing them to supporting documentation.</p> <p>We evaluated whether the method of calculation has been applied consistently in accordance with the investment advisory agreement and the internal guideline, including the addendum relating to the change in the basis for determining the market capitalisation.</p>

## Other information

The Board of Directors is responsible for the other information. The other information comprises the information included in the annual report, but does not include the consolidated financial statements, the financial statements, the tables marked 'audited' in the remuneration report and our auditor's reports thereon.

Our opinion on the consolidated financial statements does not cover the other information and we do not express any form of assurance conclusion thereon.

In connection with our audit of the consolidated financial statements, our responsibility is to read the other information and, in doing so, consider whether the other information is materially inconsistent with the consolidated financial statements or our knowledge obtained in the audit or otherwise appears to be materially misstated.

If, based on the work we have performed, we conclude that there is a material misstatement of this other information, we are required to report that fact. We have nothing to report in this regard.

## Board of Directors' responsibilities for the consolidated financial statements

The Board of Directors is responsible for the preparation of consolidated financial statements, that give a true and fair view in accordance with IFRS Accounting Standards, Article 14 of the DFR of SIX Swiss Exchange and the provisions of Swiss law, and for such internal control as the Board of Directors determines is necessary to



enable the preparation of consolidated financial statements that are free from material misstatement, whether due to fraud or error.

In preparing the consolidated financial statements, the Board of Directors is responsible for assessing the Group's ability to continue as a going concern, disclosing, as applicable, matters related to going concern and using the going concern basis of accounting unless the Board of Directors either intends to liquidate the Group or to cease operations, or has no realistic alternative but to do so.

### **Auditor's responsibilities for the audit of the consolidated financial statements**

Our objectives are to obtain reasonable assurance about whether the consolidated financial statements as a whole are free from material misstatement, whether due to fraud or error, and to issue an auditor's report that includes our opinion. Reasonable assurance is a high level of assurance, but is not a guarantee that an audit conducted in accordance with Swiss law, ISA and SA-CH will always detect a material misstatement when it exists. Misstatements can arise from fraud or error and are considered material if, individually or in the aggregate, they could reasonably be expected to influence the economic decisions of users taken on the basis of these consolidated financial statements.

A further description of our responsibilities for the audit of the consolidated financial statements is located on EXPERTsuisse's website: <http://www.expertsuisse.ch/en/audit-report>. This description forms an integral part of our report.

### **Report on other legal and regulatory requirements**

In accordance with article 728a para. 1 item 3 CO and PS-CH 890, we confirm the existence of an internal control system that has been designed, pursuant to the instructions of the Board of Directors, for the preparation of the consolidated financial statements.

We recommend that the consolidated financial statements submitted to you be approved.

PricewaterhouseCoopers AG

Thomas Romer  
Licensed audit expert  
Auditor in charge

Jack Armstrong  
Licensed audit expert

Zürich, 20 February 2026

## Consolidated statement of comprehensive income

For the year ended 31 December 2025 (all amounts in USD thousands unless otherwise stated)

	Note	2025	2024
<b>Income</b>			
<b>Income from non-current assets:</b>			
Net gain/(loss) on investments at fair value through profit or loss	10	3,911	(1,914)
<b>Total gains/(losses) from non-current assets</b>		<b>3,911</b>	<b>(1,914)</b>
<b>Income from current assets:</b>			
Net gain on marketable securities at fair value through profit or loss	10	—	436
Gain/(Loss) on foreign exchange net		17	(5)
Interest income	5	249	267
Other income		—	1
<b>Total gains from current assets</b>		<b>266</b>	<b>699</b>
<b>Total income/(loss)</b>		<b>4,177</b>	<b>(1,215)</b>
<b>Expenses</b>			
Management and performance fees	6	(1,182)	(768)
Income/(Expenses) from investments		73	(14)
Other operating expenses	7	(773)	(781)
<b>Total operating expenses</b>		<b>(1,882)</b>	<b>(1,563)</b>
<b>Operating profit/(loss)</b>		<b>2,295</b>	<b>(2,778)</b>
<b>Profit/(Loss) for the year before taxes</b>		<b>2,295</b>	<b>(2,778)</b>
Tax (expenses)/refund	8	(539)	32
<b>Profit/(Loss) for the year after taxes</b>		<b>1,756</b>	<b>(2,746)</b>
<b>Total comprehensive income/(loss) for the year</b>		<b>1,756</b>	<b>(2,746)</b>
<b>Profit/(Loss) attributable to:</b>			
Shareholders		1,756	(2,746)
Non-controlling interest		—	—
		<b>1,756</b>	<b>(2,746)</b>
<b>Total comprehensive income/(loss) attributable to:</b>			
Shareholders		1,756	(2,746)
Non-controlling interest		—	—
		<b>1,756</b>	<b>(2,746)</b>
<b>Earnings per share (USD) attributable to equity holders</b>			
	2 (o)		
Weighted average number of shares outstanding during the year		10,104,741	10,104,741
Basic and diluted profit/(loss) per share (in USD)		0.17	(0.27)

The accompanying notes on pages 22 to 61 form an integral part of these consolidated financial statements.

## Consolidated balance sheet

As of 31 December 2025 (all amounts in USD thousands unless otherwise stated)

	Note	2025	2024
<b>Assets</b>			
<b>Current assets:</b>			
Cash and cash equivalents	9	5,890	16,564
Accrued income and other receivables		10	9
<b>Total current assets</b>		<b>5,900</b>	<b>16,573</b>
<b>Non-current assets:</b>			
Investments at fair value through profit or loss	10	55,307	58,527
<b>Total non-current assets</b>		<b>55,307</b>	<b>58,527</b>
<b>Total assets</b>		<b>61,207</b>	<b>75,100</b>
<b>Liabilities</b>			
<b>Current liabilities:</b>			
Accrued expenses and other payables	11	807	290
<b>Total current liabilities</b>		<b>807</b>	<b>290</b>
<b>Equity</b>			
<b>Shareholders' equity:</b>			
Share capital	12	262	262
Additional paid-in capital	12	—	1,888
Retained earnings		60,137	72,659
<b>Total shareholders' equity before non-controlling interests</b>		<b>60,399</b>	<b>74,809</b>
Non-controlling interests		1	1
<b>Total equity</b>		<b>60,400</b>	<b>74,810</b>
<b>Total liabilities and equity</b>		<b>61,207</b>	<b>75,100</b>
<b>Net asset value per share (USD)</b>			
	2 (o)		
Number of shares issued as at year end		10,104,741	10,104,741
<b>Number of shares outstanding net of treasury shares as at year end</b>		<b>10,104,741</b>	<b>10,104,741</b>
<b>Net asset value per share (USD)</b>		<b>5.98</b>	<b>7.40</b>

The accompanying notes on pages 22 to 61 form an integral part of these consolidated financial statements.

## Consolidated statement of cash flows

For the year ended 31 December 2025 (all amounts in USD thousands unless otherwise stated)

	Note	2025	2024
<b>Cash flows from/(used in) operating activities:</b>			
Purchase of investments		(71)	(18)
Proceeds from return of invested capital in investments		2,725	18,539
Proceeds from realised gains on investments		4,486	138
Proceeds from sales of securities		—	1,261
Interest received	5	249	267
Proceeds from other realised income		—	1
Investment expenses reimbursed/(paid)		73	(14)
Foreign taxes paid for investments	8	(539)	(8)
Other operating expenses paid	6,7	(1,450)	(1,595)
Capital tax (paid)/received		(6)	2
<b>Net cash flows from operating activities</b>		<b>5,467</b>	<b>18,573</b>
<b>Cash flows used in financing activities:</b>			
Finance costs		(3)	(3)
Distribution of legal reserves/retained earnings to the investors		(16,168)	(9,972)
<b>Net cash flows used in financing activities</b>		<b>(16,171)</b>	<b>(9,975)</b>
<b>Net (decrease)/increase in cash and cash equivalents</b>		<b>(10,704)</b>	<b>8,598</b>
<b>Cash and cash equivalents at beginning of year</b>	9	<b>16,564</b>	<b>7,974</b>
Exchange gain/(loss) on cash and cash equivalents		30	(8)
<b>Cash and cash equivalents at end of year</b>		<b>5,890</b>	<b>16,564</b>
<b>Cash and cash equivalents consist of the following as at 31 December:</b>			
Cash at banks		5,890	16,564
<b>Total</b>		<b>5,890</b>	<b>16,564</b>

The accompanying notes on pages 22 to 61 form an integral part of these consolidated financial statements.

## Consolidated statement of changes in equity

For the year ended 31 December 2025 (all amounts in USD thousands unless otherwise stated)

	Note	Share capital	Additional paid-in capital	Less treasury shares	Retained earnings	Non-controlling interests	Total equity
<b>1 January 2024</b>		<b>262</b>	<b>11,860</b>	—	<b>75,405</b>	<b>1</b>	<b>87,528</b>
Total comprehensive loss for the year		—	—	—	(2,746)	—	(2,746)
Distribution of legal reserves to the investors	12	—	(9,972)	—	—	—	(9,972)
<b>31 December 2024</b>		<b>262</b>	<b>1,888</b>	—	<b>72,659</b>	<b>1</b>	<b>74,810</b>
<b>1 January 2025</b>		<b>262</b>	<b>1,888</b>	—	<b>72,659</b>	<b>1</b>	<b>74,810</b>
Total comprehensive income for the year		—	—	—	1,756	—	1,756
Distribution of legal reserves and retained earnings to the investors	12	—	(1,888)	—	(14,278)	—	(16,166)
<b>31 December 2025</b>		<b>262</b>	—	—	<b>60,137</b>	<b>1</b>	<b>60,400</b>

The accompanying notes on pages 22 to 61 form an integral part of these consolidated financial statements.

## Notes to the consolidated financial statements

For the year ended 31 December 2025

(All amounts in USD thousands unless otherwise stated)

### 1 Organisation and business activity

Castle Private Equity AG, Pfäffikon (the “Company”), is a stock corporation established for an indefinite period by deed dated 19 February 1997. The Company’s registered office is Schützenstrasse 6, CH-8808 Pfäffikon. The Company’s business is principally conducted through two fully consolidated subsidiaries (the “Subsidiaries”); Castle Private Equity (Overseas) Ltd. (the “Overseas Subsidiary”) and Castle Private Equity (International) plc (the “Ireland Subsidiary”). The Company and the Subsidiaries together constitute the “Group”.

#### Subsidiaries

Castle Private Equity (Overseas) Ltd., Grand Cayman, was incorporated on 28 February 1997 as an exempted company under the laws of Cayman Islands. The authorised share capital of TUSD 57 is divided into voting non-participating management shares and non-voting participating ordinary shares. All voting non-participating management shares are held by LGT Capital Partners Group Holding Ltd., Vaduz, the non-voting participating ordinary shares are entirely held by Castle Private Equity AG, Pfäffikon. The paid in share capital for these non-voting participating ordinary shares amounts to USD 683 and is presented in the balance sheet as a non-controlling interest. The Group consolidated the Overseas Subsidiary per 31 December 2025 and 31 December 2024 in compliance with IFRS 10.

Castle Private Equity (International) plc, Dublin, was established on 18 December 2000 as an open-ended investment company with variable capital under the laws of Ireland. Its capital amounted to TUSD 60,101 per 31 December 2025 (per 31 December 2024: TUSD 74,361). It is a subsidiary of Castle Private Equity (Overseas) Ltd. The share capital is divided into management shares and participating shares. The management shares are held by LGT Capital Partners Group Holding Ltd., LGT Bank (Ireland) Ltd. and LGT Fund Managers (Ireland) Limited. The participating shares are entirely held by the Overseas Subsidiary. The Company is an open-ended investment company with variable capital and limited liability authorised by the Central Bank of Ireland pursuant to the provisions of Part XIII of the Companies Act, 1990. The Group consolidated the Ireland Subsidiary per 31 December 2025 and 31 December 2024 in compliance with IFRS 10.

#### Stock market listing

Since 4 September 1998 the shares of the Company have been listed in Swiss Francs on the SIX Swiss Exchange.

**Business activity**

The investment policy aims at a maximisation of the long-term value advancement by way of realising the Group's funds by harvesting the portfolio of private equity investments as their underlying assets are realised.

Private equity investments mean professionally managed equity investments in securities of private and public companies (e.g. during the restriction period after an Initial Public Offering "IPO"). Equity investments can take the form of a security which has an equity participation feature. Investments are made alongside the management to start, develop or transform privately owned companies, which demonstrate the potential for significant growth. It comprises investments in various financing stages; seed, early, later, mezzanine, special situations (distressed), management buyouts and leveraged buyouts.

From its inception in 1997 until 2012, the Group operated as an evergreen investment entity, re-investing proceeds from realisations into new investments. Following a vote at a shareholders' meeting in April 2012, the Group embarked upon a realisation strategy.

The consolidated financial statements are presented in US Dollar which is the Group's entities' functional currency and the Group's presentation currency.

As of 31 December 2025 and 31 December 2024 the Group did not employ any employees.

**2 Summary of accounting policies for the consolidated financial statements**

The principal accounting policies applied in the preparation of these consolidated financial statements are set out below. These policies have been consistently applied to all the years presented, unless otherwise stated.

**Basis of preparation**

The accompanying consolidated financial statements of the Group for the year ended 31 December 2025 have been prepared on a going concern basis in accordance with International Financial Reporting Standards ("IFRS Accounting Standards", or "IFRS") as issued by the International Accounting Standards Board ("IASB") and comply with Swiss Law and the accounting guidelines laid down in the SIX Swiss Exchange's Directive on Financial Reporting (DFR) for investment companies.

The consolidated financial statements of the Group have been prepared under the historical cost convention as modified by the revaluation of financial assets and financial liabilities held at fair value through profit or loss.

The board considers the annual report and accounts, taken as a whole, is fair, balanced and understandable and provides the information necessary for the shareholders to assess the Group's performance, business model and strategy.

**a) Standards and amendments to published standards that are mandatory for the financial year beginning on or after 1 January 2025**

There are no standards, amendments to standards or interpretations that are effective for annual periods beginning on 1 January 2025 that have had a material effect on these consolidated financial statements.

**b) New standards, amendments and interpretations effective after 1 January 2025 and have not been early adopted**

A number of new standards, amendments to standards and interpretations are effective for annual periods beginning after 1 January 2025, and have not been applied in preparing these consolidated financial statements.

- For IFRS 18 – Presentation and Disclosure in Financial Statements, effective date 1 January 2027, the Partnership is currently identifying the impacts of the amendments on the primary statements and notes to the financial statements.

There are no other standards and amendments that are expected to have a significant effect on the financial statements of the Partnership.

**c) Use of estimates and judgements**

The preparation of financial statements in conformity with IFRS requires management to make estimates and assumptions that affect the reported amounts of assets and liabilities and disclosure of contingent assets and liabilities at the date of the financial statements and the reported amounts of revenues and expenses during the reporting year. The estimates and associated assumptions are based on historical experience and various other factors that are believed to be reasonable under the circumstances, the results of which form the basis of making the judgements about carrying values of assets and liabilities that are not readily apparent from other sources. Actual results could differ from these estimates. See also note 2 i) iii).

The board of directors of the Company has assessed whether it is appropriate, under IFRS 10, to consolidate the Subsidiaries. This assessment required significant judgement. IFRS 10 states that an investor controls the investee if, and only if, the investor has all of the following:

- Power over the investee;
- Exposure, or rights, to variable returns from its involvement with the investee; and
- The ability to use its power over the investee to affect the amount of the investor's returns.

Although LGT Capital Partners Group Holding Ltd. holds the voting, non-participating management shares of the Overseas Subsidiary (which holds the Ireland Subsidiary), it has never been involved in directing any relevant activities of this entity. Power over such activities, the most important of which have been summarised below, lies fully with the Company:

- The board of directors of the Company is responsible for the organisation of the Company's main structures, including planning, management and reporting procedures and its internal risk control systems;

- The board of directors of the Company is responsible for the determination of the investment policy and supervision of its implementation and for the appointment and supervision of the Company's general manager and the investment manager of the Subsidiaries;
- The investment manager of the Subsidiaries is responsible for the management of the Subsidiaries, including making investment decisions; and
- LGT Capital Partners Group Holding Ltd. does not have the rights to remove the board of directors of the Company and nominate new board members.

The management shares of the Overseas Subsidiary are not entitled to receive dividends and are only entitled to a repayment of par value on the winding up of the Overseas Subsidiary. The investor in the Overseas Subsidiary that has the ability to direct the activities that most significantly affect the returns of the Overseas Subsidiary is the holder of the non-voting participating ordinary shares, which is the Company (see also note 1). Therefore, the board of directors of the Company concluded that the Company controls the Overseas Subsidiary.

Further, IFRS 10 requires that a subsidiary that provides services related to the parent's investment activities should not be consolidated if the subsidiary itself is an investment entity. The board of directors of the Company also made an assessment as to whether the Company's Subsidiaries met the definition of an investment entity. IFRS 10 provided that an investment entity should have the following typical characteristics:

- it has more than one investment;
- it has more than one investor;
- it has investors that are not related parties of the entity; and
- it has ownership interests in the form of equity or similar interests.

The absence of any of these typical characteristics does not necessarily disqualify an entity from being classified as an investment entity. However, an investment entity is still required to consolidate a subsidiary where that subsidiary provides services that relate to the investment entity's investment activities. The Overseas Subsidiary, which holds the Ireland Subsidiary, does not have two of the above characteristics; it has just one investor and that investor is a related party. The Overseas and Ireland Subsidiaries both have a direct/indirect investment management agreement with LGT Private Equity Advisers AG and thus provide the Company with investment management services.

After reviewing the conditions and particulars described above, the board of directors concluded that the Subsidiaries do not qualify as investment entities, but are effectively operating subsidiaries. They provide requisite services to the Company and incur costs in doing so, thus the Company consolidates its two Subsidiaries.

**d) Basis of consolidation**

The consolidated financial statements are based on the financial statements of the individual Group companies prepared using uniform accounting principles and drawn up in accordance with the regulations governing the rendering of accounts in terms of the Listing Regulations of the SIX Swiss Exchange and with the International Financial Reporting Standards issued by the International Accounting Standards Board.

The consolidated financial statements include all assets and liabilities of the Company and its direct and indirect subsidiaries:

- Castle Private Equity (Overseas) Ltd., Cayman Islands; and
- Castle Private Equity (International) plc, Ireland.

Subsidiaries are all entities (including structured entities) over which the Group has control. The Group controls an entity when the Group is exposed to, or has rights to, variable returns from its involvement with the entity and has the ability to affect those returns through its power to direct the activities of the entity. Subsidiaries are consolidated from the date on which effective control is transferred to the Group and are no longer consolidated from the date that control ceases. See also note 2 c) in relation to judgements taken in regards to consolidation.

Non-controlling interests are disclosed separately in the consolidated financial statements.

Intercompany transactions, balances and unrealised gains and losses on transactions between Group companies are eliminated. Accounting policies of subsidiaries have been changed where necessary to ensure consistency with the policies adopted by the Group.

**e) Associates**

Under IAS 28, a holding of 20 to 50 per cent or more will indicate significant influence and these investments should be classified as associates and be accounted for using the equity method. However, these standards do not apply to investments in associates and interests in joint ventures, held by venture capital organisations, which are classified as fair value through profit or loss in accordance with IFRS 9, resulting in the measurement of the investments at fair value with changes in fair value recognised in the consolidated statement of comprehensive income.

**f) Non-controlling interest holders**

Non-controlling interest holders in the consolidated financial statements are presented as a component of equity. The profit or loss for the period and the total comprehensive income are allocated in the consolidated statement of comprehensive income to the amounts attributable to non-controlling interest holders and to the shareholders.

**g) Foreign currency**

The functional currency of the Group's entities is US Dollar. The US Dollar as the functional currency arises from the fact that the Group is investing in assets whose base currency is predominately in US Dollar. The Group has also used the US Dollar as its presentation currency.

Transactions in foreign currencies are recorded at the exchange rate prevailing at the date of the transaction. Monetary assets and liabilities denominated in foreign currencies are revalued into US Dollar at the exchange rates prevailing at the balance sheet date. Unrealised exchange gains and losses resulting from the revaluation of investments at fair value through profit or loss and denominated in foreign currency are recognised in the consolidated statement of comprehensive income. Other exchange gains and losses are also included in the consolidated statement of comprehensive income.

**h) Cash and cash equivalents**

Cash and cash equivalents comprise demand, call and term deposits with a maturity of three months or less. For the purpose of the consolidated cash flow statement, cash and cash equivalents comprise all cash, short-term deposits and other money market instruments with a maturity of three months or less, net of bank overdrafts on demand. Cash and cash equivalents are recorded at nominal value.

**i) Financial assets and liabilities at fair value through profit or loss**

The Group, in accordance with IFRS 9, classifies its investments based on both the Group's business model for managing those financial assets and the contractual cash flow characteristics of the financial assets. The portfolio of financial assets is managed and performance is evaluated on a fair value basis. The Group is primarily focused on fair value information and uses that information to assess the assets' performance and to make decisions. The Group has not taken the option to irrevocably designate any equity securities as fair value through other comprehensive income. Consequently, all investments are measured at fair value through profit or loss.

**(i) Recognition and derecognition**

The Group recognises financial assets and financial liabilities on the date it becomes a party to the contractual provisions of the instrument.

Financial assets are derecognised when the rights to receive cash flows from the investments have expired or the Group has transferred substantially all risks and rewards of ownership.

Financial liabilities are derecognised when they are extinguished, that is, when the obligation specified in the contract is discharged, cancelled or expires.

A regular way purchase of financial assets held for trading is recognised using trade date accounting. From this date any gains and losses arising from changes in fair value of the financial assets or financial liabilities are recorded. A regular way purchase of financial assets at fair value through profit or loss is recognised using settlement date accounting. From this date any gains and losses arising from changes in fair value of the financial assets or financial liabilities are recorded. Financial liabilities are not recognised until the entity becomes party to the contractual provisions of the instrument.

(ii) Measurement

Financial instruments are measured initially at fair value (transaction price). Transaction costs on financial assets and financial liabilities at fair value through profit or loss are expensed immediately. Subsequent to initial recognition, all instruments classified at fair value through profit or loss are measured at fair value with changes in their fair value recognised in the consolidated statement of comprehensive income.

Financial assets at amortised cost are measured using the effective interest rate method, less impairment losses, if any.

Financial liabilities, other than those at fair value through profit or loss, are measured at amortised cost.

(iii) Fair value measurement principles and estimation

**Listed securities**

The fair value of financial assets and liabilities traded in active markets (such as publicly traded derivatives and trading securities) are based on quoted market prices at the close of trading on the year-end date. The board of directors considers markets to be active when transactions are occurring frequently enough on an ongoing basis to obtain reliable pricing information on an ongoing basis. If observed transactions are no longer regularly occurring, or the only observed transactions are distressed/forced sales, the market would no longer be considered active. In cases where it is judged that there is no longer an active market, any transactions that occur may nevertheless provide evidence of current market conditions which will be considered in estimating a fair value using the valuation technique as described. Financial instruments are assessed separately when determining if there is an active market. None of the investments outlined in the portfolio of investments belong to this category as of 31 December 2025 (31 December 2024: None).

**Primary fund investments**

The fair value of financial instruments that are not traded in an active market are determined by using valuation techniques. Private equity investments for which market quotations are not readily available are valued at their fair values by the investment manager. Private equity valuations are usually generated by the managers of the underlying portfolio of investments on a quarterly basis and are actually received with a delay of at least one-to-two months after the quarter end date. As a result, the year-end net asset value predominantly consists of portfolio valuations provided by the investment managers of the underlying funds as of 30 September 2025, adjusted for subsequent capital calls and distributions. The investment manager will report to the board of directors when it considers that the (most recent) valuation of a fund investment is materially misstated when applying the above valuation methods. In such case, the board of directors will determine the necessary adjustments using the results of its own review and analysis. Refer to note 3 for more details. The valuation adjustments relate to events subsequent to the last capital account valuation statement received but based upon information provided by the investment manager. In estimating the fair value of fund investments, the investment manager in its valuation recommendation to the board of directors considers all appropriate and applicable factors (including a sensitivity to non-observable market factors) relevant to their value, including but not limited to the following:

- reference to the fund investment's reporting information including consideration of any time lags between the date of the latest available reporting and the balance sheet date of the Group. This includes a detailed analysis of exits (trade sales, initial public offerings, etc.) which the fund investments have had in the period between the latest available reporting and the balance sheet date of the Group, as well as other relevant valuation information. This information is a result of continuous contact with the investment managers and, specifically, by monitoring calls made to the investment managers, distribution notices received from the investment managers in the period between the latest available report and the balance sheet date of the Group, as well as the monitoring of other financial information sources and the assessment thereof;
- reference to recent transaction prices;
- result of operational and environmental assessments: periodic valuation reviews are made of the valuations of the underlying investments as reported by the investment managers to determine if the values are reasonable, accurate and reliable. These reviews include a fair value estimation using widely recognised valuation methods such as multiples analysis and discounted cash flow analysis;
- review of management information provided by the managers/administrators of the fund investments on a regular basis; and
- mark-to-market valuations for quoted investments held by the fund investments which make up a significant portion of the Group's net asset value.

All fair valuations may differ significantly from values that would have been used had ready markets existed, and the differences could be material. The valuation of the investments is performed on a regular basis, but at least quarterly.

**Secondary fund investments**

The fair value measurement principles applied to secondary investments are the same as those applied to primary investments with the exception that commitments to secondary fund investments are recognised in the Group's accounts when the sale and purchase agreement is signed but cost and fair value are not recognised until such time as the investment manager's consent has been received and any rights of first refusals have expired.

Where an investment manager valuation specific to the Group is not available, a comparable valuation pertaining to a similar commitment may be used as a representative of the fair value of the Group's investment.

The majority of the Group's investments use either accounting principles generally accepted in the United States of America ("US GAAP") or utilise a combination of IFRS and International Private Equity and Venture Capital Valuation Guidelines ("IPEVC Guidelines") to value their underlying investments.

**Co-investments**

There are two types of co-investments, direct and indirect. When the Group invests directly into the target company, alongside the co-investor's main fund this is known as a direct co-investment. When the Group invests through a structure that is managed by the co-investor this is known as an indirect co-investment. The co-investments are valued as follows:

- for indirect co-investments valuations are generated by the managers of the co-investors on a quarterly basis and are usually received with a delay of at least one to two months after the quarter end date;
- the investment manager will use valuation techniques to estimate their own price to ensure that, in the opinion of the investment manager, the price provided by the manager of the co-investor is representative of fair value. The predominant methodology adopted by the investment manager to value co-investments is a market approach which takes market multiples using a specified financial measure (e.g. EBITDA), recent public market and private transactions and other available measures for valuing comparable companies and all other available unobservable inputs;
- if a variance of greater than 10 per cent is noted between the above two methods then the investment manager valuation will be used; and
- for direct co-investments there is no valuation provided by the manager of the co-investor so the investment manager will use the valuation techniques described above to estimate a price.

The vast majority of the portfolio commitments are funded on the initial call date. Where this is the case, the variance between the fair market value and commitment amount, represents the adjustment made based on the recommendation of the investment manager using the above valuation techniques. To the best of the directors' knowledge at the time of signing the financial statements, there are no reasonable possible alternative assumptions which would change significantly the fair value of the Group's investments.

(iv) Net gain on investments

Net gain on investments is comprised of realised and unrealised gains on investments. Realised gains are recognised as being the difference between the cost value of an investment and the proceeds received from the sale of the investment in the year that the investment was sold.

(v) Allocation of proceeds from investments

Distributions from primary investments are typically applied to return of capital and realised gains on the basis of the allocation provided by the investment manager. In the absence of this allocation the distribution is applied as a return of capital until all contributed capital has been returned and thereafter applied to realised gains. Distributions from secondary investments are typically applied as a return of capital until such time as the contributed capital has been recovered in full and thereafter applied to realised gains. Any portion of the distributions which is identified as callable is included in the unfunded commitment of the relevant investment.

(vi) Dividends

Dividends are recognised in the consolidated statement of comprehensive income within realised gains at the time upon the declaration of such dividends.

(vii) Interest income and finance costs

Interest income and finance costs as well as other income and expenses are recognised in the consolidated statement of comprehensive income on an accrual basis.

(viii) Offsetting

Financial assets and liabilities are offset and the net amount reported in the balance sheet when there is a legally enforceable right to offset the recognised amounts and there is an intention to settle on a net basis or realise the asset and settle the liability simultaneously. The legally enforceable right must not be contingent on future events and must be enforceable in the normal course of business and in the event of default, insolvency or bankruptcy of the company or the counterparty.

**j) Accrued income and other receivables**

Accrued income and other receivables are recognised initially at fair value and subsequently measured at amortised cost using the effective interest method, less impairment allowances for such losses at each reporting date.

**k) Borrowings**

Borrowings are recognised initially at fair value, net of transaction costs incurred. Borrowings are subsequently stated at amortised cost; any difference between the proceeds and the redemption value is recognised in the consolidated statement of comprehensive income over the period of the borrowing using the effective interest method. Borrowings are shown as current liabilities unless the Group has the unconditional right to defer settlement for at least 12 months after the balance sheet date. Interest expense is recognised on the basis of the effective interest method and is included in finance costs.

**l) Accrued expenses and other payables**

Accrued expenses and other payables are recognised initially at fair value and subsequently stated at amortised cost.

**m) Treasury shares**

The Company can buy and sell treasury shares in accordance with the Company's articles of association, Swiss company law and in compliance with the listing rules of the SIX Swiss Exchange. The Company does not hold any treasury shares.

**n) Share capital**

The share capital of the Company at 31 December 2025 amounts to TUSD 546 (31 December 2024: TUSD 546) consisting of 10,104,741 (31 December 2024: 10,104,741) issued and fully paid registered shares with a par value of USD 0.05 (31 December 2024: USD 0.05) each. On 1 January 2023, the currency of the Company's share capital was changed from Swiss Francs to US Dollars. Please see also note 7 of the statutory report for further information.

Each share entitles the holder to participate in any distribution of income and capital.

**o) Net asset value per share and earnings per share**

The net asset value per share is calculated by dividing the net assets included in the consolidated balance sheet (excluding non-controlling interests) by the number of participating shares outstanding at the year end.

Basic profit per share is calculated by dividing the net profit attributable to the shareholders by the weighted average number of shares outstanding during the year. Diluted profit per share is calculated by adjusting the weighted average number of shares outstanding to assume conversion of all potentially dilutive shares.

**p) Interest income and expenses**

Interest income and expenses as well as other income and expenses are recognised in the statement of comprehensive income on an accrual basis based on the effective interest method.

**q) Taxes**

Taxes are provided based on reported income. Capital taxes paid are recorded in other operating expenses.

The Group currently incurs withholding taxes imposed by certain countries on investment income and capital gains. Such income or gains are recorded gross of withholding taxes in the statement of comprehensive income. Taxes are shown as a separate item in the consolidated statement of comprehensive income.

**Castle Private Equity AG, Pfäffikon**

For Swiss federal, cantonal and communal tax purposes, an income tax is levied. However, there is a participation exemption on dividend income and capital gains on qualifying participations. The result of the participation exemption relief is that dividend income and capital gains are almost fully excluded from taxation.

**Castle Private Equity (Overseas) Ltd., Grand Cayman**

The activity of the Overseas Subsidiary is not subject to any income, withholding or capital gains taxes in the Cayman Islands. Generally, the Overseas Subsidiary intends to conduct its affairs so as not to be liable to taxation in any other jurisdiction.

**Castle Private Equity (International) plc, Dublin**

The Ireland Subsidiary is not liable to Irish tax on its income or gain.

**r) Segment reporting**

IFRS 8 requires entities to define operating segments and segment performance in the financial statements based on information used by the chief operating decision-maker. The board of directors are considered to be the chief operating decision-maker. An operating segment is a group of assets and operations engaged in providing products or services that are subject to risks and returns that are different from those of other operating segments.

The sole operating segment of the Group is investing in private equity investments. The investment manager works as a team for the entire portfolio, asset allocation is based on a single, integrated investment strategy and the Group's performance is evaluated on an overall basis. Thus the results published in this report correspond to the sole operating segment of investing in private equity.

**s) Related parties**

Related parties are individuals and companies where the individual or company has the ability, directly or indirectly, to control the other party or to exercise significant influence over the other party in making financial and operating decisions.

### 3 Critical accounting estimates

Based on the recommendations of the investment manager, the board of directors makes estimates and assumptions concerning the future. The resulting accounting estimates will, by definition, seldom equal the related actual results. The estimates and assumptions that have a significant risk of causing a material adjustment to the carrying amounts of assets within the next financial year are the fair value of non-quoted instruments. The board of directors uses its judgement to select a variety of methods and makes assumptions that are not always supported by observable market prices or rates. The majority of the Group's investments use either U.S. GAAP or utilise a combination of IFRS and International Private Equity and Venture Capital ("IPEVC") valuation guidelines to value their underlying investments. The predominant methodology adopted by the investment managers for the underlying investments in the Group is a market approach which takes market multiples using a specified financial measure (e.g. EBITDA), recent public market and private transactions and other available measures for valuing comparable companies.

The use of valuation techniques requires the Group to make estimates. Changes in assumptions could affect the reported fair value of these investments. As of 31 December 2025 and 31 December 2024 there were no investments for which the board of directors made valuation adjustments.

### 4 Foreign exchange rates

The following exchange rates have been applied to translate the foreign currencies of significance for the Group:

Foreign exchange rates		Unit	2025 USD	2024 USD
Swiss Francs	Year-end rates	1 CHF	1.262148	1.103753
British Pound	Year-end rates	1 GBP	1.344750	1.252500
Euro	Year-end rates	1 EUR	1.174250	1.035450
Swiss Francs	Average annual rates	1 CHF	1.204448	1.135429
British Pound	Average annual rates	1 GBP	1.317354	1.277682
Euro	Average annual rates	1 EUR	1.128474	1.081508

### 5 Interest income

Interest income for the year was earned on:

Interest income	2025 TUSD	2024 TUSD
Interest income from deposit at related party	8	8
Interest income from deposit at third party	241	259
<b>Total</b>	<b>249</b>	<b>267</b>

## 6 Management and performance fees

Management and performance fees are composed as follows (refer to note 14 for more information):

Management and performance fees	2025 TUSD	2024 TUSD
Management fee – related party	635	768
Performance fee – related party	547	—
<b>Total</b>	<b>1,182</b>	<b>768</b>

## 7 Other operating expenses

Other operating expenses are composed as follows:

Other operating expenses	2025 TUSD	2024 TUSD
<b>Related party fees:</b>		
Administrative fees	73	81
Directors' fees and expenses	204	228
General managers' expenses	110	113
Domicile fees	11	11
<b>Third party fees:</b>		
Custody fees	25	31
Annual and semi-annual reports	33	24
Legal fees	11	9
Tax advisory fees	52	31
Audit fees	115	139
Capital taxes Switzerland	6	5
Other expenses	133	109
<b>Total</b>	<b>773</b>	<b>781</b>

## 8 Taxes

Reconciliation of income tax calculated with the applicable tax rate:

Income tax reconciliation	2025 TUSD	2024 TUSD
Profit/(Loss) for the year before taxes	2,295	(2,778)
Applicable tax rate	7.8%	7.8%
Income tax expense/(refund)	179	(217)
Effect from: non-taxable income	(179)	217
Foreign income tax expense/(refund)	539	(32)
<b>Total</b>	<b>539</b>	<b>(32)</b>

The applicable tax rate is the same as the effective tax rate. Refer to note 2 q) for more information on taxes. The Group currently incurs withholding taxes imposed by certain countries on investment income and capital gains. Such income or gains are recorded gross of withholding taxes in the consolidated statement of comprehensive income. Taxes are shown as a separate item in the consolidated statement of comprehensive income. Withholding taxes fall within the scope of IAS 12.

## 9 Cash and cash equivalents

Cash and cash equivalents consist of:

Cash and cash equivalents	2025 TUSD	2024 TUSD
<b>Cash at banks:</b>		
Related party	346	482
Third party	5,544	16,082
<b>Total</b>	<b>5,890</b>	<b>16,564</b>

The Group has no cash holdings which are not at its disposal. The carrying amounts of the cash and cash equivalents approximate fair value.

## Cash flow reconciliation

The following is a reconciliation between the cash flow statement on page 20 and the investment movement schedule on pages 44 and 45.

1 January 2025 – 31 December 2025	Investments			Marketable securities	
	Additions (capital calls)	Disposals (returns of capital)	Realised gains and losses net withholding taxes	Additions (capital calls)	Disposals (returns of capital) and realised losses <sup>4)</sup>
<b>Movement schedule (page 44)</b>	<b>71</b>	<b>(5,266)</b>	<b>(1,935)</b>	—	—
Cash flows for operating activities	—	2,725	4,486	—	—
Purchase of investments	(71)	—	—	—	—
Non-cash transactions					
Deemed distributions and account reclassification <sup>1)</sup>	—	2,766	(2,776)	—	—
Revaluation of foreign currency positions <sup>3)</sup>	—	(225)	225	—	—
Accounts receivable					
<b>Total cash and non-cash transactions</b>	<b>(71)</b>	<b>5,266</b>	<b>1,935</b>	—	—

1 January 2024 – 31 December 2024	Investments			Marketable securities	
	Additions (capital calls)	Disposals (returns of capital)	Realised gains and losses net withholding taxes	Additions (capital calls)	Disposals (returns of capital) and realised losses <sup>4)</sup>
<b>Movement schedule (page 45)</b>	<b>18</b>	<b>(20,393)</b>	<b>884</b>	<b>825</b>	<b>(825)</b>
Cash flows for operating activities	—	18,539	138	—	—
Purchase of investments	(18)	—	—	—	—
Sale of marketable securities	—	—	—	—	825
Non-cash transactions					
Deemed distributions and account reclassification <sup>1)</sup>	—	825	7	—	—
In kind distributions <sup>2)</sup>	—	—	—	(825)	—
Revaluation of foreign currency positions <sup>3)</sup>	—	1,029	(1,029)	—	—
Accounts receivable					
<b>Total cash and non-cash transactions</b>	<b>(18)</b>	<b>20,393</b>	<b>(884)</b>	<b>(825)</b>	<b>825</b>

<sup>1)</sup> Deemed distributions and account reclassification – when a general partner determines to retain and use distributable cash for a future contribution, the amount of such cash will be treated as a non-cash contribution and distribution. Account reclassification is required when such a deemed distribution is reported by the general partner.

<sup>2)</sup> In kind distributions – a distribution of marketable securities instead of a cash distribution.

<sup>3)</sup> Revaluation of foreign currency positions – as at every month-end the Group revalues the cumulative return of capital amount for foreign currency investments based on the average paid-in capital exchange rate. The resulting adjustment is booked as realised forex gain/(loss) on investments.

<sup>4)</sup> Further information under note 10.

## 10 Investments and marketable securities at fair value through profit or loss

As of 31 December 2025 the Group had subscribed interests in 58 (31 December 2024: 64) private equity investment vehicles (mainly limited partnerships), domiciled in the United States of America, the Cayman Islands, Europe and other jurisdictions. The total committed capital amounted to TUSD 613,416 (31 December 2024: TUSD 641,169) of which TUSD 582,536 (31 December 2024: TUSD 608,366) was paid in. The details of the investments are shown in the following investment tables.

All investments generally have an investment period of nine years or more and are subject to restrictions on transferability or disposal. The following investments do not directly invest into companies but invest in other private equity partnerships:

- Invesco Venture Partnership Fund II, L.P.
- Crown Global Secondaries plc
- Crown Asia-Pacific Private Equity plc
- Crown European Buyout Opportunities II plc
- PortPEP Ltd.

The valuations of the underlying private equity investments are prepared by the investment manager on a quarterly basis, and are reviewed regularly by the board of directors. For the year 2025 and 2024 no adjustments to the valuations were deemed necessary by the board of directors.

The following table shows that latest available reporting which was used in the valuation of the Group portfolio of investments.

Unobservable input	2025 TUSD	% of FMV	2024 TUSD	% of FMV
<b>Total investment value</b>	<b>55,307</b>	<b>100.0%</b>	<b>58,527</b>	<b>100.0%</b>
<b>Capital accounts from underlying IM</b>	<b>54,421</b>	<b>98.4%</b>	<b>55,759</b>	<b>95.3%</b>
Split of underlying values:				
Q4 2025/2024	6,617	12.0%	8,431	14.4%
Q3 2025/2024	43,177	78.1%	38,999	66.6%
Q2 2025/2024	3,621	6.5%	7,514	12.8%
Q1 2025/2024	—	—	—	0.0%
Before Q1 2025/2024	1,006	1.8%	815	1.4%
<b>Movement attributable to mark to market</b>	<b>886</b>	<b>1.6%</b>	<b>2,768</b>	<b>4.7%</b>

Page intentionally left blank

## Investments and marketable securities at fair value through profit or loss<sup>1)</sup>

As of 31 December 2025 (all amounts in USD thousands unless otherwise stated)

	Deal currency	Vintage year	Geography	Commitment 31.12.2024	Cost 1.1.2024	Cost 31.12.2024	Fair value 31.12.2024	Commitment 31.12.2025	Cost 31.12.2025	Fair value 31.12.2025	FMV in %
<b>Balanced stage</b>											
Chancellor Partnership Fund, L.P.	USD	1997	North America	14,518	—	—	—	—	—	—	0.00%
Crown Global Secondaries plc	USD	2004	North America	30,000	256	256	—	30,000	256	—	0.00%
<b>Total balanced stage</b>				<b>44,518</b>	<b>256</b>	<b>256</b>	<b>—</b>	<b>30,000</b>	<b>256</b>	<b>—</b>	<b>0.00%</b>
<b>Buyout stage</b>											
<b>Large buyout</b>											
Apollo Overseas Partners IV, L.P.	USD	1998	North America	6,200	—	—	(2)	6,200	—	(4)	(0.01%)
Clayton, Dubilier & Rice Fund VI, L.P.	USD	1998	North America	10,000	2,581	2,581	—	10,000	2,581	—	0.00%
BC European Capital VII <sup>2)</sup>	EUR	2000	Europe	10,355	2,132	2,132	62	11,743	2,132	72	0.13%
Permira Europe II, L.P. II <sup>2)</sup>	EUR	2000	Europe	10,355	2,262	2,252	14	—	—	—	0.00%
TPG Parallel III, L.P.	USD	2000	North America	5,000	1,178	1,178	—	5,000	1,178	—	0.00%
T3 Parallel II, L.P. <sup>6)</sup>	USD	2001	North America	5,000	—	—	35	5,000	—	48	0.09%
Warburg Pincus Private Equity VIII, L.P.	USD	2001	North America	15,000	—	—	—	15,000	—	—	0.00%
Permira Europe III, L.P. II <sup>2)</sup>	EUR	2003	Europe	10,355	2,727	2,727	6	11,743	2,727	6	0.01%
KKR European Fund II, L.P. <sup>2)</sup>	EUR	2005	Europe	10,355	60	4	—	11,743	4	—	0.00%
First Reserve XI, L.P.	USD	2006	North America	—	8,931	—	—	—	—	—	0.00%
Permira IV, L.P. 2 <sup>2)</sup>	EUR	2006	Europe	10,872	2,095	2,095	12	12,330	2,095	13	0.02%
Bain Capital Fund X, L.P.	USD	2008	North America	12,000	3,027	3,045	1,404	12,000	2,979	867	1.57%
Bain Capital X Coinvestment Fund, L.P.	USD	2008	North America	420	151	151	—	420	151	—	0.00%
TPG Partners VI, L.P.	USD	2008	North America	18,000	4,552	4,540	186	18,000	4,498	78	0.14%
<b>Total large buyout</b>				<b>123,912</b>	<b>29,696</b>	<b>20,705</b>	<b>1,717</b>	<b>119,179</b>	<b>18,345</b>	<b>1,080</b>	<b>1.95%</b>

	Deal currency	Vintage year	Geography	Commitment 31.12.2024	Cost 1.1.2024	Cost 31.12.2024	Fair value 31.12.2024	Commitment 31.12.2025	Cost 31.12.2025	Fair value 31.12.2025	FMV in %
<b>Middle market buyout</b>											
The Triton Fund (No. 9) L.P. <sup>2)</sup>	EUR	1999	Europe	9,000	720	720	—	10,207	720	—	0.00%
Bain Capital Fund VII-E, L.P.	USD	2002	Europe	8,000	1,177	1,177	16	8,000	1,177	16	0.03%
SB Asia Investment Fund II, L.P.	USD	2005	Asia	7,000	—	—	241	7,000	—	399	0.72%
Court Square Capital Partners II, L.P.	USD	2006	North America	15,000	5,064	5,064	14	15,000	5,064	8	0.01%
Polish Enterprise Fund VI, L.P. <sup>2)</sup>	EUR	2006	Europe	10,355	2,386	2,386	—	11,743	2,386	—	0.00%
The Triton Fund II, L.P. <sup>2)</sup>	EUR	2006	Europe	—	2,919	—	—	—	—	—	0.00%
Advent Latin American Private Equity											
Fund IV, L.P.	USD	2007	Other	10,000	1,249	1,249	664	10,000	1,249	682	1.23%
CDH China Fund III, L.P.	USD	2007	Asia	9,000	—	—	207	9,000	—	222	0.40%
CDH Supplementary Fund III, L.P.	USD	2007	Asia	3,000	—	—	—	—	—	—	0.00%
Crown Asia-Pacific Private Equity plc	USD	2007	Asia	40,000	2,055	1,015	5,551	40,000	—	4,296	7.77%
EOS Capital Partners IV, L.P.	USD	2007	North America	15,000	2,734	—	—	15,000	—	248	0.45%
Genstar Capital Partners V, L.P.	USD	2007	North America	10,000	265	265	7	—	—	—	0.00%
SAIF Partners III, L.P.	USD	2007	Asia	10,000	1,790	1,569	7,368	10,000	1,157	8,263	14.94%
Bain Capital Europe Fund III, L.P. <sup>2)</sup>	EUR	2008	Europe	10,355	1,954	1,954	218	11,743	1,767	—	0.00%
Hahn & Company I, L.P.	USD	2011	Asia	10,000	897	897	794	10,000	897	540	0.98%
Bain Capital Asia Fund II, L.P.	USD	2012	Asia	10,000	2,976	2,001	2,568	10,000	1,541	1,146	2.07%
<b>Total middle market buyout</b>				<b>176,710</b>	<b>26,186</b>	<b>18,297</b>	<b>17,648</b>	<b>167,693</b>	<b>15,958</b>	<b>15,820</b>	<b>28.60%</b>
<b>Small buyout</b>											
MBO Capital FCPR <sup>2)</sup>	EUR	2002	Europe	5,177	—	—	—	—	—	—	0.00%
Nmas1 Private Equity Fund No.2 L.P. <sup>2)</sup>	EUR	2002	Europe	5,177	918	918	230	5,871	647	7	0.01%
Wynnchurch Capital Partners II, L.P.	USD	2006	North America	7,500	1,776	1,776	—	7,500	1,776	—	0.00%
Crown European Buyout											
Opportunities II plc <sup>2)</sup>	EUR	2007	Europe	31,062	—	—	2,103	35,224	—	1,961	3.55%
PortPEP Limited (Secondary – Port) <sup>2)</sup> <sup>3)</sup>	EUR	2011	Europe	11,183	—	—	535	12,682	—	357	0.65%
<b>Total small buyout</b>				<b>60,099</b>	<b>2,694</b>	<b>2,694</b>	<b>2,868</b>	<b>61,277</b>	<b>2,423</b>	<b>2,325</b>	<b>4.21%</b>
<b>Total buyout stage</b>				<b>360,721</b>	<b>58,576</b>	<b>41,696</b>	<b>22,233</b>	<b>348,149</b>	<b>36,726</b>	<b>19,225</b>	<b>34.76%</b>

	Deal currency	Vintage year	Geography	Commitment 31.12.2024	Cost 1.1.2024	Cost 31.12.2024	Fair value 31.12.2024	Commitment 31.12.2025	Cost 31.12.2025	Fair value 31.12.2025	FMV in %
<b>Special situations stage</b>											
<b>Distressed debt</b>											
Sun Capital Securities Offshore Fund, Ltd.	USD	2004	North America	10,000	4,058	4,058	77	10,000	4,013	34	0.06%
OCM Principal Opportunities Fund IV, L.P. <sup>3)</sup>	USD	2006	North America	10,000	—	—	—	10,000	—	—	0.00%
Sun Capital Securities Offshore Fund, Ltd. (Second Tranche)	USD	2006	North America	10,000	1,576	1,576	108	10,000	1,509	44	0.08%
Fortress Investment Fund V (Fund D), L.P.	USD	2007	North America	7,500	449	449	3,303	7,500	449	3,157	5.71%
OCM Opportunities Fund VII, L.P.	USD	2007	North America	10,000	—	—	—	10,000	—	—	0.00%
Castlelake I, L.P.	USD	2007	North America	15,000	—	—	—	15,000	—	12	0.02%
Oaktree European Credit Opportunities Fund, L.P. <sup>2)</sup>	EUR	2008	Europe	10,355	4,592	4,592	—	11,743	4,592	—	0.00%
OCM European Principal Opportunities Fund II, L.P. <sup>2)</sup>	EUR	2008	Europe	7,766	—	—	—	—	—	—	0.00%
OCM Opportunities Fund VIIb, L.P.	USD	2008	North America	13,500	—	—	—	13,500	—	—	0.00%
<b>Total distressed debt</b>				<b>94,121</b>	<b>10,675</b>	<b>10,675</b>	<b>3,488</b>	<b>87,743</b>	<b>10,563</b>	<b>3,247</b>	<b>5.87%</b>
<b>Total special situations stage</b>				<b>94,121</b>	<b>10,675</b>	<b>10,675</b>	<b>3,488</b>	<b>87,743</b>	<b>10,563</b>	<b>3,247</b>	<b>5.87%</b>
<b>Venture stage</b>											
<b>Early stage venture</b>											
Strategic European Technologies N.V. <sup>2)</sup>	EUR	1997	Europe	7,095	—	—	—	8,046	—	—	0.00%
Accel VI, L.P.	USD	1998	North America	7,400	—	—	176	7,400	—	180	0.33%
Essex Woodlands Health Ventures Fund IV, L.P.	USD	1998	North America	6,200	—	—	433	6,200	—	433	0.78%
Invesco Venture Partnership Fund II, L.P.	USD	1999	North America	15,000	1,309	1,309	48	15,000	1,309	48	0.09%
Chancellor V, L.P.	USD	2000	North America	20,000	1,728	1,659	—	20,000	1,656	—	0.00%
Galileo III FCPR <sup>2)</sup>	EUR	2000	Europe	6,542	—	—	355	7,419	—	403	0.73%
Global Life Science Venture Fund II, L.P. <sup>2)</sup>	EUR	2002	Europe	5,177	3,174	3,174	26	5,871	3,174	29	0.05%
Benchmark Israel II, L.P.	USD	2005	Other	4,602	875	635	1,444	4,602	635	1,918	3.47%
H.I.G. Venture Partners II, L.P.	USD	2005	North America	5,000	3,491	3,023	313	5,000	3,023	314	0.57%
Battery Ventures VIII, L.P.	USD	2007	North America	4,000	1,542	1,454	389	4,000	1,341	400	0.72%
Battery Ventures VIII Side Fund, L.P.	USD	2008	North America	978	167	167	102	978	167	103	0.19%
Viola Ventures III, L.P.	USD	2008	Other	6,000	—	—	2,221	6,000	—	1,710	3.09%
Mangrove III S.C.A. SICAR <sup>2)</sup>	EUR	2008	Europe	5,177	5,558	3,065	665	5,871	3,065	1,062	1.92%
<b>Total early stage venture</b>				<b>93,171</b>	<b>17,844</b>	<b>14,486</b>	<b>6,172</b>	<b>96,387</b>	<b>14,370</b>	<b>6,600</b>	<b>11.93%</b>

	Deal currency	Vintage year	Geography	Commitment 31.12.2024	Cost 1.1.2024	Cost 31.12.2024	Fair value 31.12.2024	Commitment 31.12.2025	Cost 31.12.2025	Fair value 31.12.2025	FMV in %
<b>Growth capital</b>											
Summit Partners Europe Private Equity											
Fund, L.P. <sup>2)</sup>	EUR	2009	Europe	7,248	2,659	2,570	5	8,220	2,570	—	0.00%
<b>Total growth capital</b>				<b>7,248</b>	<b>2,659</b>	<b>2,570</b>	<b>5</b>	<b>8,220</b>	<b>2,570</b>	<b>—</b>	<b>0.00%</b>
<b>Late stage venture</b>											
New Enterprise Associates VIII, L.P.	USD	1998	North America	5,000	—	—	106	5,000	—	116	0.21%
New Enterprise Associates 10, L.P.	USD	2000	North America	10,000	378	378	454	10,000	378	456	0.82%
Columbia Capital Equity Partners IV											
(Non-US), L.P.	USD	2005	North America	10,000	—	—	1,577	10,000	—	632	1.14%
Index Ventures III (Jersey), L.P. <sup>2)</sup>	EUR	2005	Europe	7,248	—	—	5,715	8,220	—	3,621	6.55%
New Enterprise Associates 12, L.P.	USD	2006	North America	5,000	426	426	150	5,000	426	124	0.22%
<b>Total late stage venture</b>				<b>37,248</b>	<b>804</b>	<b>804</b>	<b>8,002</b>	<b>38,220</b>	<b>804</b>	<b>4,949</b>	<b>8.95%</b>
<b>Total venture stage</b>				<b>137,667</b>	<b>21,307</b>	<b>17,860</b>	<b>14,179</b>	<b>142,827</b>	<b>17,744</b>	<b>11,549</b>	<b>20.88%</b>
<b>Co-Investment and other</b>											
<b>Small buyout</b>											
Co-Investment 5 <sup>2)</sup>	EUR	2011	Europe	4,142	5,440	5,440	18,627	4,697	5,440	21,286	38.49%
<b>Total small buyout</b>				<b>4,142</b>	<b>5,440</b>	<b>5,440</b>	<b>18,627</b>	<b>4,697</b>	<b>5,440</b>	<b>21,286</b>	<b>38.49%</b>
<b>Total Co-Investment and other</b>				<b>4,142</b>	<b>5,440</b>	<b>5,440</b>	<b>18,627</b>	<b>4,697</b>	<b>5,440</b>	<b>21,286</b>	<b>38.49%</b>
<b>Total investments at fair value through profit or loss</b>				<b>641,169</b>	<b>96,254</b>	<b>75,927</b>	<b>58,527</b>	<b>613,416</b>	<b>70,729</b>	<b>55,307</b>	<b>100.00%</b>
<b>Total</b>				<b>641,169</b>	<b>96,254</b>	<b>75,927</b>	<b>58,527</b>	<b>613,416<sup>4)</sup></b>	<b>70,729</b>	<b>55,307</b>	<b>100.00%</b>

<sup>1)</sup> Numbers may not fully add up due to rounding.

<sup>2)</sup> Total commitment translated from EUR value at 1.17425 as of 31 December 2025 and 1.03545 as of 31 December 2024.

<sup>3)</sup> For the secondary investments no realised profit is recognised for capital distributions received until the cumulative returns on invested capital exceed the cost of a particular investment.

<sup>4)</sup> Total paid in amounted to TUSD 582,536 (31 December 2024: TUSD 608,366).

<sup>5)</sup> Investment was set to liquidated in 2020, in 2021 we received a further distribution on which it has been set to active again.

<sup>6)</sup> Investment was set to liquidated in 2022, in 2023 we received further capital account statements with positive fair values after which it was once again set to active.

## Movements in investments and marketable securities at fair value through profit or loss<sup>1)</sup>

For the year ended 31 December 2025 (all amounts in USD thousands unless otherwise stated)

2025	Value per 1 January 2025	Additions (capital calls) <sup>2)</sup>	Disposals (returns of capital)	Unrealised gains	Unrealised losses	Value per 31 Decem- ber 2025	Total real- ised gains/ (losses) per 31 December 2025 <sup>3)</sup>	Net gains/ (losses) per 31 Decem- ber 2025	Uncalled commit- ment amount
<b>Marketable securities</b>	—	—	—	—	—	—	—	—	—
<b>Balanced stage</b>	<b>2</b>	—	—	—	—	<b>2</b>	—	—	<b>3,737</b>
<b>Buyout stage</b>									
large buyout stage	1,715	71	(2,432)	2,262	(541)	1,075	(1,599)	122	1,423
middle market buyout stage	17,651	—	(2,339)	2,004	(1,493)	15,823	1,888	2,399	11,424
small buyout stage	2,867	—	(271)	48	(319)	2,325	688	417	8,903
<b>Total buyout stage</b>	<b>22,233</b>	<b>71</b>	<b>(5,042)</b>	<b>4,314</b>	<b>(2,353)</b>	<b>19,223</b>	<b>977</b>	<b>2,938</b>	<b>21,750</b>
<b>Special situations stage</b>									
distressed debt stage	3,484	—	(111)	17	(146)	3,244	(148)	(277)	28
<b>Total special situations stage</b>	<b>3,484</b>	<b>—</b>	<b>(111)</b>	<b>17</b>	<b>(146)</b>	<b>3,244</b>	<b>(148)</b>	<b>(277)</b>	<b>28</b>
<b>Venture stage</b>									
early stage venture	6,170	—	(113)	1,053	(511)	6,599	85	627	4,343
growth capital stage	5	—	—	—	(5)	—	—	(5)	785
late stage venture	8,001	—	—	13	(3,065)	4,949	1,021	(2,031)	237
<b>Total venture stage</b>	<b>14,176</b>	<b>—</b>	<b>(113)</b>	<b>1,066</b>	<b>(3,581)</b>	<b>11,548</b>	<b>1,106</b>	<b>(1,409)</b>	<b>5,365</b>
<b>Co-Investment</b>									
small buyout stage	18,632	—	—	2,659	—	21,290	—	2,659	—
<b>Total Co-Investment</b>	<b>18,632</b>	<b>—</b>	<b>—</b>	<b>2,659</b>	<b>—</b>	<b>21,290</b>	<b>—</b>	<b>2,659</b>	<b>—</b>
<b>Total investments</b>	<b>58,527</b>	<b>71</b>	<b>(5,266)</b>	<b>8,056</b>	<b>(6,080)</b>	<b>55,307</b>	<b>1,935</b>	<b>3,911</b>	<b>30,880</b>
<b>Total investments and marketable securities</b>	<b>58,527</b>	<b>71</b>	<b>(5,266)</b>	<b>8,056</b>	<b>(6,080)</b>	<b>55,307</b>	<b>1,935</b>	<b>3,911</b>	<b>30,880</b>

<sup>1)</sup> Numbers may not fully add up due to rounding.

<sup>2)</sup> Includes callable returns of capital and adjustments due to sales of investments.

<sup>3)</sup> Includes callable distributed realised gains.

2024		Value per 1 January 2024	Additions (capital calls) <sup>1)</sup>	Disposals (returns of capital)	Unrealised gains	Unrealised losses	Value per 31 Decem- ber 2024	Total real- ised gains/ (losses) per 31 December 2024 <sup>3)</sup>	Net gains/ (losses) per 31 Decem- ber 2024	Uncalled commit- ment amount
<b>Marketable securities</b>		—	<b>825</b>	<b>(825)</b>	—	—	—	<b>436</b>	<b>436</b>	—
<b>Balanced stage</b>		<b>13</b>	—	—	—	<b>(11)</b>	<b>2</b>	—	<b>(11)</b>	<b>4,188</b>
<b>Buyout stage</b>										
	large buyout stage	1,972	18	(9,009)	8,933	(199)	1,715	(8,879)	(145)	1,489
	middle market buyout stage	31,430	—	(7,938)	3,129	(8,970)	17,651	2,692	(3,149)	12,844
	small buyout stage	3,459	—	—	—	(592)	2,867	623	31	7,982
	<b>Total buyout stage</b>	<b>36,861</b>	<b>18</b>	<b>(16,947)</b>	<b>12,062</b>	<b>(9,761)</b>	<b>22,233</b>	<b>(5,564)</b>	<b>(3,263)</b>	<b>22,315</b>
<b>Special situations stage</b>										
	distressed debt stage	3,799	—	—	92	(407)	3,484	524	209	1,036
	<b>Total special situations stage</b>	<b>3,799</b>	—	—	<b>92</b>	<b>(407)</b>	<b>3,484</b>	<b>524</b>	<b>209</b>	<b>1,036</b>
<b>Venture stage</b>										
	early stage venture	12,473	—	(3,357)	907	(3,853)	6,170	2,236	(709)	4,335
	growth capital stage	1,021	—	(89)	—	(927)	5	1,139	212	692
	late stage venture	8,172	—	—	319	(490)	8,001	781	610	237
	<b>Total venture stage</b>	<b>21,666</b>	—	<b>(3,446)</b>	<b>1,226</b>	<b>(5,270)</b>	<b>14,176</b>	<b>4,156</b>	<b>113</b>	<b>5,264</b>
<b>Co-Investment</b>										
	small buyout stage	17,593	—	—	1,039	—	18,632	—	1,038	—
	<b>Total Co-Investment</b>	<b>17,593</b>	—	—	<b>1,039</b>	—	<b>18,632</b>	—	<b>1,038</b>	—
<b>Total investments</b>		<b>79,932</b>	<b>18</b>	<b>(20,393)</b>	<b>14,419</b>	<b>(15,449)</b>	<b>58,527</b>	<b>(884)</b>	<b>(1,914)</b>	<b>32,803</b>
<b>Total investments and marketable securities</b>		<b>79,932</b>	<b>843</b>	<b>(21,218)</b>	<b>14,419</b>	<b>(15,449)</b>	<b>58,527</b>	<b>(448)</b>	<b>(1,478)</b>	<b>32,803</b>

<sup>1)</sup> Numbers may not fully add up due to rounding.

<sup>2)</sup> Includes callable returns of capital and adjustments due to sales of investments.

<sup>3)</sup> Includes callable distributed realised gains.

In general, movements in investments and securities designated at fair value through profit or loss, except for unrealised gains and losses, directly result in cash flows for the Group. In certain cases, such transactions may not be settled in cash. The consolidated statement of cash flows on page 20 shows the cash transactions in the portfolio and the cash flow reconciliation on page 37 shows the portfolio's non-cash transactions and provides a reconciliation to the movement schedules.

## 11 Accrued expenses and other payables

Accrued expenses and other payables consist of:

Accrued expenses and other payables	2025 TUSD	2024 TUSD
Accrued management fee payable – related party	153	187
Accrued performance fee payable – related party	547	—
Accrued administration fee payable – related party	7	7
Accrued custody fee payable – third party	9	11
Other accrued liabilities – third party	91	85
<b>Total</b>	<b>807</b>	<b>290</b>

The carrying amounts of the accounts payable and accrued liabilities approximate fair value.

## 12 Shareholders' equity

### Shareholders' equity

The share capital of the Group at 31 December 2025 amounts to TUSD 262 (31 December 2024: TUSD 262) consisting of 10,104,741 (31 December 2024: 10,104,741) issued and fully paid registered shares with a par value of USD 0.05 (31 December 2024: USD 0.05) each. In the general meeting on 13 May 2025 the board of directors approved a distribution of reserves in the amount of USD 1.60 per registered share which took place on 22 May 2025.

Each share entitles the holder to participate in any distribution of income and capital. The Group regards shareholders' equity as the capital that it manages. Shareholders' equity amounts to TUSD 60,400 as of 31 December 2025 (31 December 2024: TUSD 74,810).

The following distributions of legal reserves/retained earnings were paid out to the investors between 2023 and 2025:

Date of payment	USD/share	CHF/share
26.05.2023	2.23	2.00
23.05.2024	0.99	0.90
22.05.2025	1.60	1.33

### 13 Major shareholders

As of 31 December the following major shareholders were known by the Company:

Major shareholders	2025	2024
Between 10% and 20%	Berlin-AI Fund SCS, SICAV-FIS, Luxembourg	Berlin-AI Fund SCS, SICAV-FIS, Luxembourg
	Deka International S.A., Luxembourg	Deka International S.A., Luxembourg
Between 3% and 10%	The Goldman Sachs Group, Inc., United States	The Goldman Sachs Group, Inc., United States
	LGT Group Foundation AG, Vaduz, Liechtenstein	LGT Group Foundation AG, Vaduz, Liechtenstein
	HAEK Master S.A. SICAV-RAIF, Luxembourg	HAEK Master S.A. SICAV-RAIF, Luxembourg

### 14 Significant fee agreements

In relation to its investment and administration activity the Company and/or its Subsidiaries entered into the following agreements:

- a) LGT Private Equity Advisers AG, Vaduz, acts as the investment manager and receives a management fee of total 1 per cent (before deduction of the performance fee) per annum of the total consolidated net assets of Castle Private Equity AG, Pfäffikon, in US Dollar as at the close of business on the final business day of each quarter. The management fee is due quarterly (0.25 per cent) in US Dollar in arrears within 15 days after the net asset value calculation.

The performance fee is payable to LGT Private Equity Advisers AG, Vaduz and shall be calculated as 10 per cent of net new gains by the end of any financial year. Net new gains are the positive difference, if any, from the existing high watermark to the lower of:

- the consolidated net asset value of Group,
- plus the cumulative payments for distributions,
- plus any secondary discount of a secondary sale occurring before 12 April 2017,
- plus wind-down expenses to the limit of USD 500,000 and for as long as more than 4,320,000 shares are in issue.

or

- the market capitalisation of the Company,
- plus the cumulative payments for distributions,
- plus any secondary discount of a secondary sale occurring before 12 April 2017,
- plus wind-down expenses to the limit of USD 500,000.

The market capitalisation is calculated as the last price of the financial year paid in Swiss Franc for Castle Private Equity AG shares at the SIX Swiss Exchange translated into US Dollars at year-end exchange rate, multiplied by the shares in issue at the end of the financial year. The basis for the performance fee calculation per 31 December 2025 amounted to TUSD 923,852 or USD 4.14 per share (per 31 December 2024: TUSD 923,852). The cumulative amount expended on share repurchases amounted to TUSD 551,699 (per 31 December 2024: TUSD 551,699).

Shares in issue are calculated as shares issued as registered in the commercial register minus shares owned by the Company. The cumulative payment for distributions is the total of capital expensed for dividends, returns of capital, share buybacks for cancellations or other distributions to shareholders net of any proceeds from share sales. Such payments for distributions which occur in CHF-denominated transactions shall be converted to their US Dollar equivalent amount at their effective conversion rate or as of the day the distribution occurs.

- b) LGT Fund Managers (FL) Limited, Vaduz, provides administrative services for the Company and charges an annual fee of TUSD 60 payable quarterly in arrears.
- c) LGT Fund Managers (Ireland) Limited, Dublin, acts as the administrator and manager for the Overseas and Ireland Subsidiaries and receives an annual fee equal to 0.04 per cent to 0.06 per cent per annum of the net asset value at the end of each quarter.

## 15 Significant transactions with related parties

Parties are considered to be related if one party has the ability to control the other party or exercise significant influence over the other party in making financial or operating decisions. In the opinion of the board of directors, the parties referred to in the schedule accompanying this note are related parties under IAS 24 "Related Party Disclosures". All related party transactions have been carried out within the normal course of business.

In 2025 and 2024 the Ireland Subsidiary was invested in the below investments which are all advised by LGT Capital Partners (Ireland) Ltd., an affiliate of Castle's investment manager, or have common directors with the Ireland Subsidiary.

Investments	Commitments
Crown Global Secondaries plc	TUSD 30,000
Crown Asia-Pacific Private Equity plc	TUSD 40,000
Crown European Buyout Opportunities II plc	TEUR 30,000
PortPEP Ltd.	TEUR 10,800

As Castle's investments are structured through a special non-fee-paying share class, no additional management and performance fees are charged. An annual administration fee of 0.06 per cent of net asset value is due to LGT Fund Managers (Ireland) Limited in its capacity as administrator for each of the funds, except for PortPEP Ltd. Here, LGT Fund Managers (Ireland) Limited receives a flat fee of EUR 30,000.

LGT Bank Ltd., Vaduz acts as a custodian for Castle Private Equity AG, Pfäffikon.

## Related party transactions

Entity	Related party Relationship/Agreement(s) Direct/indirect	Terms and conditions	Transaction type	2025 TUSD	2024 TUSD
Castle Private Equity (International) PLC	LGT Private Equity Advisers AG/ Investment Management Agreement/indirect	Note 6	Management fees	635	768
		Note 11	Management fees payable	153	187
		Note 6	Performance fees	547	—
		Note 11	Performance fees payable	547	—
	LGT Fund Managers (Ireland) Ltd./ Management Agreement/direct	Note 7	Administration fees	8	16
		Note 11	Administration fees payable	7	7
	Directors/indirect	Note 7/15	Directors' fees	—	3
Castle Private Equity (Overseas) Limited	LGT Bank Ltd./ LGT Group/direct	Note 9	Cash at banks	157	174
	Directors/indirect	Note 7/15	Directors' fees	5	5
Castle Private Equity AG	LGT Bank Ltd./ LGT Group/indirect	Note 9	Cash at banks	189	308
	LGT Fund Managers (FL) Ltd./ Administrative Services Agreement/direct	Note 7	Administration fees	65	65
	LGT Capital Partners Ltd./ Domicile Agreement/direct	Note 7	Domicile fees	11	11
	LGT Capital Partners Ltd./ Management Agreement/direct	Note 7/15	General managers expenses	110	113
	Directors/direct	Note 7/15	Directors' fees	199	220

The table below shows the remuneration for the members of the board of directors and general managers in the year 2025 and 2024. In addition, the Group paid in 2025 a directors' and officers' liability insurance fee of TUSD 31 (2024: TUSD 34).

Board and management remuneration is defined and paid out in CHF. See also the remuneration report.

Remunerations and expenses	2025 TUSD	2024 TUSD
Chairman	69	65
Deputy chairman	55	52
Committee chairmen	74	102
Members	5	9
General managers	110	113
<b>Total</b>	<b>313</b>	<b>341</b>

The board of directors has delegated the operational management of the Company to Dr Hans Markvoort and Benedikt Meyer as general managers. The general managers are compensated by the Company. LGT Capital Partners Group Holding Ltd. is also the co-owner of LGT Private Equity Advisers AG which acts as investment manager to the Company and receives a management fee for these services.

## 16 Segment reporting

The sole operating segment of the Group reflects the internal management structure and is evaluated on an overall basis. Revenue is derived by investing in a portfolio of private equity investments with a view to achieving significant value growth and to help shareholders maximise long-term returns. The following results correspond to the sole operating segment of investing in private equity. Items which cannot be directly contributed to the operating segment are listed as “other”.

The income/(loss) is geographically allocated as follows:

	North America TUSD	Europe TUSD	Asia TUSD	Other TUSD	Total TUSD
<b>As of 31 December 2025</b>					
<b>Income/(Loss)</b>					
Net gain/(loss) on investments at fair value through profit or loss	183	1,728	2,141	(141)	3,911
<b>Total income/(loss)</b>	<b>183</b>	<b>1,728</b>	<b>2,141</b>	<b>(141)</b>	<b>3,911</b>
<b>As of 31 December 2024</b>					
<b>Income/(Loss)</b>					
Net gain/(loss) on investments at fair value through profit or loss	1,316	1,159	(3,172)	(1,217)	(1,914)
Net gain on marketable securities investments at fair value through profit or loss	—	—	—	436	436
<b>Total income/(loss)</b>	<b>1,316</b>	<b>1,159</b>	<b>(3,172)</b>	<b>(781)</b>	<b>(1,478)</b>

The non-current assets are geographically allocated as follows:

	2025 TUSD	In %	2024 TUSD	In %
<b>Non-current assets:</b>				
North America	6,241	11.3%	7,769	13.3%
Europe	29,364	53.1%	28,836	49.3%
Asia	14,866	26.9%	16,728	28.6%
Other	4,836	8.7%	5,194	8.8%
<b>Total non-current assets</b>	<b>55,307</b>	<b>100.0%</b>	<b>58,527</b>	<b>100.0%</b>

The Group has a diversified shareholder base. For more information on the largest shareholders see note 13.

## 17 Financial risk management

The Group is exposed to a variety of financial risks including: market risk, credit and liquidity risk. The investment manager attributes great importance to professional risk management and active monitoring including ongoing interviews with managers, thorough analysis of reports and financial statements and review of investments which were made. It was also key to structure the proper investment vehicles for the portfolio taking into account issues such as liquidity or tax related issues. The Group has investment guidelines that set out its overall business strategies, its tolerance for risk and its general risk management philosophy and has established processes to monitor and control the economic impact of these risks. The board of directors reviews and agrees policies for managing each of these risks which are summarised below.

### a) Market risks

- (i) Price risk – The investments held in the portfolio may be realised only after several years and their fair values may change significantly. The investment manager, LGT Private Equity Advisers AG, provided the Group with investments that were consistent with the Group's objectives.

At the annual general meeting on 12 April 2012 the investment policy of the Group was revised. The new investment policy aims at a maximisation of the long-term value enhancement by way of ceasing to enter further investment obligations and realising the Group's funds by harvesting the portfolio of private equity investments as their underlying assets are realised. The investment objective of the Group is to maximise value for shareholders. The investment manager may in its full discretion consider secondary sales of assets in exceptional cases, i.e. where there is no or no meaningful upside potential of the value of a particular asset, as a means to shorten the portfolio's expected cash flow duration and/or to assist in the realisation of assets based upon consideration of price relative to expected value, timing of expected future cash flows related to the asset(s) in question, and any other factor deemed relevant by the investment manager.

As of 31 December 2025 and 31 December 2024, the Group's market risk is affected by two main components: changes in actual market prices and foreign currency movements. Foreign currency movements are covered in note 17 a) (ii) and note 2 g).

The Group has adopted the Listed Private Equity Index (LPX50) as the benchmark against which it evaluates its share price performance. The annual expected volatility for both the current and prior reporting periods is disclosed in the table below.

	<b>2025 TUSD</b>	<b>2024 TUSD</b>
Financial assets at fair value through profit or loss	55,307	58,527
Total assets subject to market risk	55,307	58,527
Annual expected volatility	21.00%	16.47%
Potential impact on consolidated balance sheet and consolidated statement of comprehensive income	11,614	9,639

Because the Group is generally exposed to a variety of market risk factors, which may vary significantly over time and measurement of such exposure at any given point in time may be difficult given the flexibility, complexity and limited transparency of the underlying investments.

As disclosed in note 2 i) the Group uses cost and earnings multiples to value the private equity investments for which there were no fair values provided by the managers/administrators. The multiples used depended on the sector in which the underlying investments were active. For 2025 and 2024, no investments were revalued by the Group.

There was no impact on the consolidated statement of comprehensive income and shareholders' equity due to revaluations by the Group.

- (ii) Currency risk – The Group holds assets denominated in currencies other than the US Dollar, the functional currency. The Group is therefore exposed to currency risk, as the value of the securities denominated in other currencies will fluctuate due to changes in exchange rates. The schedule on the below summarises the Group exposure to currency risks.

The impact on the consolidated statement of comprehensive income and shareholders' equity of any changes to the exchange rate between the Swiss Franc, Euro and British Pounds would not have been material. In accordance with the Group's policy, the investment manager monitors the Group's currency position on a monthly basis and the board of directors reviews it on a regular basis.

As of 31 December 2025, had the exchange rate between the Euro and the US Dollar increased or decreased by 13 per cent with all other variables held constant, the increase or decrease to the consolidated statement of comprehensive income and shareholders' equity would have amounted to approximately TUSD 3,887 (31 December 2024: 6 per cent or TUSD 1,752). As of 31 December 2025, had the exchange rate between the Swiss Franc and the US Dollar increased or decreased by 13 per cent with all other variables held constant, the increase or decrease to the consolidated statement of comprehensive income and shareholders' equity would have amounted to approximately TUSD 2 (31 December 2024: 6 per cent or TUSD 1). Movements in the other foreign currencies wouldn't have had a significant impact on the consolidated financial statements.

In accordance with the Group's policy, the investment manager monitors the Group's currency position on a monthly basis and the board of directors reviews it on a regular basis.

## Currency risk

As of 31 December 2025	USD TUSD	EUR TUSD	CHF TUSD	Total TUSD
<b>Assets</b>				
Cash and cash equivalents	5,652	237	1	5,890
Accrued income and other receivables	1	9	—	10
Investments at fair value through profit or loss	26,490	28,817	—	55,307
<b>Total assets</b>	<b>32,143</b>	<b>29,063</b>	<b>1</b>	<b>61,207</b>
<b>Liabilities</b>				
Accrued expenses and other payables	721	68	18	807
<b>Total current liabilities</b>	<b>721</b>	<b>68</b>	<b>18</b>	<b>807</b>
<b>As of 31 December 2024</b>				
	<b>USD TUSD</b>	<b>EUR TUSD</b>	<b>CHF TUSD</b>	<b>Total TUSD</b>
<b>Assets</b>				
Cash and cash equivalents	16,304	259	1	16,564
Accrued income and other receivables	1	8	—	9
Investments at fair value through profit or loss	29,954	28,573	—	58,527
<b>Total assets</b>	<b>46,259</b>	<b>28,840</b>	<b>1</b>	<b>75,100</b>
<b>Liabilities</b>				
Accrued expenses and other payables	207	72	11	290
<b>Total current liabilities</b>	<b>207</b>	<b>72</b>	<b>11</b>	<b>290</b>

(iii) Interest rate risk – The majority of the Group’s financial assets and liabilities are non-interest bearing. As a result, the Group is not subject to significant amounts of risk due to fluctuations in the prevailing levels of market interest rates. Any excess cash and cash equivalents are invested at short-term market interest rates.

The schedule below summarises the Group’s exposure to interest rate risks. It includes the Group’s assets and liabilities at fair values, categorised by the earlier of contractual reprising or maturity dates. The influence of changes in the market rates of interest is not expected to be significant.

In accordance with the Group’s policy, the investment manager monitors the Group’s overall interest sensitivity on a monthly basis, and the board of directors reviews it on a regular basis.

### Interest rate risk

As of 31 December 2025	Less than 1 month TUSD	Non-interest bearing TUSD	Total TUSD
<b>Assets</b>			
Cash and cash equivalents	5,890	—	5,890
Accrued income and other receivables	—	10	10
Investments at fair value through profit or loss	—	55,307	55,307
<b>Total assets</b>	<b>5,890</b>	<b>55,317</b>	<b>61,207</b>
<b>Liabilities</b>			
Accrued expenses and other payables	—	807	807
<b>Total current liabilities</b>	<b>—</b>	<b>807</b>	<b>807</b>
<b>As of 31 December 2024</b>			
	<b>Less than 1 month TUSD</b>	<b>Non-interest bearing TUSD</b>	<b>Total TUSD</b>
<b>Assets</b>			
Cash and cash equivalents	16,564	—	16,564
Accrued income and other receivables	—	9	9
Investments at fair value through profit or loss	—	58,527	58,527
<b>Total assets</b>	<b>16,564</b>	<b>58,536</b>	<b>75,100</b>
<b>Liabilities</b>			
Accrued expenses and other payables	—	290	290
<b>Total current liabilities</b>	<b>—</b>	<b>290</b>	<b>290</b>

**b) Credit risk**

The Group takes on exposure to credit risk, which is the risk that a counterparty will be unable to pay amounts in full when due. Impairment provisions are provided for losses that have been incurred by the balance sheet date, if any. The below schedule summarises the Group's exposure to credit risk.

The Group's main credit risk concentration is from distributions to be received from the private equity investments in which the Group is invested as well as with cash and cash equivalents positions. The Group seeks to mitigate its exposure to credit risk by conducting its contractual transactions with institutions which are reputable and well established.

In accordance with the Group's policy, the investment manager monitors the Group's credit position on a monthly basis and the board of directors reviews it on a regular basis.

The Group measures credit risk and expected credit losses using probability of default, exposure at default and loss given default. At 31 December 2025 and 31 December 2024, all cash is held with banks mentioned in the table below and are due to be settled within one week. The management considers the probability of default to be close to zero as counterparties have a strong capacity to meet their contractual obligations in the near term. As a result, no loss allowance has been recognised based on 12-month expected credit losses as any such impairment would be wholly insignificant to the Group.

**Credit risk**

As of 31 December 2025	Fully performing TUSD	Total TUSD	S&P Rating
<b>Assets</b>			
Cash at LGT Bank Ltd., Vaduz	346	346	A+
Cash at BNP Paribas Securities Services, Dublin Branch	5,432	5,432	A+
Cash at Zuercher Kantonalbank, Zurich	2	2	AAA
Cash at First-Citizens Bank & Trust Co.	110	110	BBB+
Accrued income and other receivables	10	10	n/a
<b>Total exposure to credit risk</b>	<b>5,900</b>	<b>5,900</b>	
<b>As of 31 December 2024</b>			
<b>Assets</b>			
Cash at LGT Bank Ltd., Vaduz	482	482	A+
Cash at BNP Paribas Securities Services, Dublin Branch	16,032	16,032	A+
Cash at Zuercher Kantonalbank, Zurich	2	2	AAA
Cash at First-Citizens Bank & Trust Co.	48	48	BBB+
Accrued income and other receivables	9	9	n/a
<b>Total exposure to credit risk</b>	<b>16,573</b>	<b>16,573</b>	

**c) Liquidity risk**

The Group may have an inability to raise additional funds or to use credit lines, if any, to satisfy the commitments to the various private equity investments. In a private equity fund investment, a commitment is typically given to a newly established private equity fund. In the ensuing three to six years, the fund draws down the available amounts as and when attractive investment opportunities become available. As a general rule, the fund already begins to realise shareholding interests before all the capital has been invested. This means that the amounts made available by the investors was not expected to be 100 per cent invested in the private equity fund. Historically, the average exposure ranges from 60 to 70 per cent.

The Group has a cash at bank position at 31 December 2025 of TUSD 5,890 (31 December 2024: TUSD 16,564). The amounts outstanding on the total committed capital of the investments as of 31 December 2025 are TUSD 30,880 (31 December 2024: TUSD 32,803) which are in general callable at any time. These amounts are off balance sheet and may be called up over the life of the investments. However, the bulk of the capital is drawn during the investment period of the private equity funds which lasts typically five years after the launch of the fund. All of these open commitments, if called at all, will be covered by distributions from the more mature investments as well as by cash and cash equivalents.

The majority of the investments which the Group made are unquoted and subject to specific restrictions on transferability and disposal. Consequently, risks exist that the Group might not be able to readily dispose of its holdings in such markets or investments when it chooses and also that the price attained on a disposal is below the amount at which such investments are included in the Group's balance sheet.

The amounts in the schedule are the contractual undiscounted cash flows. Balances due within 12 months equal their carrying balances, as the impact of discounting is not significant.

In accordance with the Group's policy, the investment manager monitors the Group's liquidity position on a monthly basis and the board of directors reviews it on a regular basis.

**Liquidity risk**

<b>As of 31 December 2025</b>	<b>Less than 1 month TUSD</b>	<b>1 – 3 months TUSD</b>	<b>Total TUSD</b>
<b>Liabilities</b>			
Accrued expenses and other payables	755	52	807
<b>Total current liabilities</b>	<b>755</b>	<b>52</b>	<b>807</b>
<b>Total outstanding commitment amount<sup>1)</sup></b>	<b>30,880</b>	<b>—</b>	<b>30,880</b>
<b>As of 31 December 2024</b>			
<b>Liabilities</b>			
Accrued expenses and other payables	252	38	290
<b>Total current liabilities</b>	<b>252</b>	<b>38</b>	<b>290</b>
<b>Total outstanding commitment amount<sup>1)</sup></b>	<b>32,803</b>	<b>—</b>	<b>32,803</b>

<sup>1)</sup> The amounts outstanding on the total committed capital of the investments as of 31 December 2025/31 December 2024 are not necessarily due within one month, but are callable at any time.

**d) Capital risk management**

Discount control – The directors recognise the importance to shareholders of the Company's share price performance in the secondary market. Accordingly, the directors may take steps from time to time with a view to seeking to limit the prevailing discount to net asset value at which the shares trade. In particular, the directors may authorise repurchases of shares for cancellation.

Repurchase of shares for cancellation – The directors may consider repurchasing shares in the market for treasury or for cancellation if they believe it to be in shareholders' interests and as a means of correcting any imbalance between supply and demand for the shares. Pursuant to the Swiss Code of Obligations, the Company is not required to obtain a general authority from shareholders to effect the repurchase of shares for cancellation. Any purchase of shares by the Company for cancellation will only be made through the market at prices (after allowing for costs) below the prevailing net asset value per share and will otherwise be in accordance with the Listing Rules in force at the time and with guidelines established from time to time by the board. Swiss law limits the right of a company to purchase and hold its own shares.

**e) Fair value estimation**

Further to the valuation approach discussed in note 2 i) (iii), the Group is required to classify fair value measurements using a fair value hierarchy that reflects the significance of the inputs used in making the fair value measurements. The hierarchy has the following levels:

- Level 1 – quoted prices (unadjusted) in active markets for identical assets or liabilities;
- Level 2 – inputs other than quoted prices included with Level 1 that are observable for the asset; and
- Level 3 – inputs for the asset or liability that are not based on observable market data (unobservable inputs).

The level in the fair value hierarchy within which the fair value measurement is categorised in its entirety is determined on the basis of the lowest level input that is significant to the fair value measurement in its entirety. For this purpose, the significance of an input is assessed against the fair value measurement in its entirety. If a fair value measurement uses observable inputs that require significant adjustment based on unobservable inputs, that measurement is a level 3 measurement. Assessing the significance of a particular input to the fair value measurement in its entirety requires judgement, considering factors specific to the asset or liability.

The determination of what constitutes "observable" requires significant judgement by the Group. The Group considers observable data to be that market data that is readily available, regularly distributed or updated, reliable and verifiable, not proprietary, and provided by independent sources that are actively involved in the relevant market.

The following table analyses within the fair value hierarchy the Group's financial assets (by class) measured at fair value at 31 December 2025 and 31 December 2024.

As of 31 December 2025	Level 1 TUSD	Level 2 TUSD	Level 3 TUSD	Total TUSD
<b>Assets</b>				
<b>Assets at fair value through profit or loss:</b>				
Investments	—	—	55,307	55,307
<b>Total</b>	—	—	<b>55,307</b>	<b>55,307</b>
<b>As of 31 December 2024</b>	<b>Level 1 TUSD</b>	<b>Level 2 TUSD</b>	<b>Level 3 TUSD</b>	<b>Total TUSD</b>
<b>Assets</b>				
<b>Assets at fair value through profit or loss:</b>				
Investments	—	—	58,527	58,527
<b>Total</b>	—	—	<b>58,527</b>	<b>58,527</b>

Investments whose values are based on quoted market prices in active markets, and therefore classified within level 1, include active listed equities. The Group does not adjust the quoted price for these investments.

Financial instruments that trade in markets that are not considered to be active but are valued based on quoted market prices, dealer quotations, or alternative pricing sources, supported by observable inputs are classified within level 2.

Investments classified within level 3 have significant unobservable inputs, as they trade infrequently. Level 3 instruments include private equity investments for which observable prices are not available. The Group values these investments as described under note 2 i) (iii) fair value measurement principles and estimation.

The following table shows the allocation of the level 3 investments according to financing stage, in percentage of the total fair value of these investments.

Diversification by financing stage (FV)	2025 %	2024 %
<b>Balanced stage</b>	0%	0%
<b>Buyout stage</b>		
Large buyout stage	2%	3%
Middle market buyout stage	29%	30%
Small buyout stage	4%	5%
<b>Special situations stage</b>		
Distressed debt stage	6%	6%
<b>Venture stage</b>		
Early stage venture	12%	10%
Growth capital stage	0%	0%
Late stage venture	9%	14%
<b>Co-Investment</b>		
Large buyout stage	0%	0%
Small buyout stage	38%	32%
<b>Total</b>	<b>100%</b>	<b>100%</b>

For a sensitivity analysis on the level 3 investments please refer to note 17 a) (i) as well as to note 2 i) (iii).

During the year ended 31 December 2025 there were no transfers (31 December 2024: Nil) between the three levels of financial assets and liabilities.

The following table presents a reconciliation disclosing the changes during 2025 and 2024 for financial assets classified as being level 3.

	Investments at fair value through profit or loss TUSD
<b>Assets</b>	
At 1 January 2025	58,527
Net unrealised gain	1,976
Purchase of investments	71
Returns of capital	(5,267)
Transfers in/out	—
<b>As at 31 December 2025</b>	<b>55,307</b>
<b>Total unrealised gain for the year included in the statement of comprehensive income for investments held at the end of the year</b>	<b>1,976</b>
<b>Assets</b>	
At 1 January 2024	79,932
Net unrealised loss	(1,030)
Purchase of investments	18
Returns of capital	(20,393)
Transfers in/out	—
<b>As at 31 December 2024</b>	<b>58,527</b>
<b>Total unrealised loss for the year included in the statement of comprehensive income for investments held at the end of the year</b>	<b>(1,030)</b>

For further information please see note 17 a) (i).

The carrying values of all other assets and liabilities are a reasonable approximation of fair value.

**18 Commitments, contingencies and other off-balance-sheet transactions**

Beyond the uncalled commitments to investments disclosed in note 10, no further contingent liabilities exist as of 31 December 2025 (31 December 2024: Nil).

**19 Subsequent events**

The consolidated financial statements have been authorised at the 17 February 2026 board meeting for issue 20 February 2026. The annual general meeting called for 12 May 2026 will vote on the final acceptance of the consolidated financial statements.

Since the balance sheet date of 31 December 2025, there have been no material events that could impair the integrity of the information presented in the financial statements.



## **Report of the statutory auditor to the General Meeting of Castle Private Equity AG, Pfäffikon SZ**

### **Report on the audit of the financial statements**

#### **Opinion**

We have audited the financial statements of Castle Private Equity AG (the Company), which comprise the balance sheet as at 31 December 2025, and the statement of income and accumulated surplus/(deficit) for the year then ended, and notes to the financial statements, including a summary of significant accounting policies.

In our opinion, the financial statements (pages 66 to 73) comply with Swiss law and the Company's articles of incorporation.

#### **Basis for opinion**

We conducted our audit in accordance with Swiss law and Swiss Standards on Auditing (SA-CH). Our responsibilities under those provisions and standards are further described in the 'Auditor's responsibilities for the audit of the financial statements' section of our report. We are independent of the Company in accordance with the provisions of Swiss law and the requirements of the Swiss audit profession that are relevant to audits of the financial statements of public interest entities. We have also fulfilled our other ethical responsibilities in accordance with these requirements.

We believe that the audit evidence we have obtained is sufficient and appropriate to provide a basis for our opinion.

#### **Our audit approach**

#### **Materiality**

The scope of our audit was influenced by our application of materiality. Our audit opinion aims to provide reasonable assurance that the financial statements are free from material misstatement. Misstatements may arise due to fraud or error. They are considered material if, individually or in aggregate, they could reasonably be expected to influence the economic decisions of users taken on the basis of the financial statements.

Based on our professional judgement, we determined certain quantitative thresholds for materiality, including the overall materiality for the financial statements as a whole as set out in the table below. These, together with qualitative considerations, helped us to determine the scope of our audit and the nature, timing and extent of our audit procedures and to evaluate the effect of misstatements, both individually and in aggregate, on the financial statements as a whole.

PricewaterhouseCoopers AG, Birchstrasse 160, 8050 Zürich  
+41 58 792 44 00



<b>Overall materiality</b>	USD 600'000
<b>Benchmark applied</b>	Total shareholders' equity
<b>Rationale for the materiality benchmark applied</b>	We chose total shareholders' equity as the benchmark because in our view it is the most relevant benchmark for the investors of the Company and is a generally accepted benchmark for investment companies.

### Audit scope

We designed our audit by determining materiality and assessing the risks of material misstatement in the financial statements. In particular, we considered where subjective judgements were made; for example, in respect of significant accounting estimates that involved making assumptions and considering future events that are inherently uncertain. As in all of our audits, we also addressed the risk of management override of internal controls, including among other matters consideration of whether there was evidence of bias that represented a risk of material misstatement due to fraud.

We tailored the scope of our audit in order to perform sufficient work to enable us to provide an opinion on the financial statements as a whole, taking into account the structure of the Company, the accounting processes and controls, and the industry in which the Company operates.

### Key audit matters

We have determined that there are no key audit matters to communicate in our report.

### Other information

The Board of Directors is responsible for the other information. The other information comprises the information included in the annual report, but does not include the consolidated financial statements, the financial statements, the tables marked 'audited' in the remuneration report and our auditor's reports thereon.

Our opinion on the financial statements does not cover the other information and we do not express any form of assurance conclusion thereon.

In connection with our audit of the financial statements, our responsibility is to read the other information and, in doing so, consider whether the other information is materially inconsistent with the financial statements or our knowledge obtained in the audit or otherwise appears to be materially misstated.

If, based on the work we have performed, we conclude that there is a material misstatement of this other information, we are required to report that fact. We have nothing to report in this regard.

### Board of Directors' responsibilities for the financial statements

The Board of Directors is responsible for the preparation of financial statements in accordance with the provisions of Swiss law and the Company's articles of incorporation, and for such internal control as the Board



of Directors determines is necessary to enable the preparation of financial statements that are free from material misstatement, whether due to fraud or error.

In preparing the financial statements, the Board of Directors is responsible for assessing the Company's ability to continue as a going concern, disclosing, as applicable, matters related to going concern and using the going concern basis of accounting unless the Board of Directors either intends to liquidate the Company or to cease operations, or has no realistic alternative but to do so.

### **Auditor's responsibilities for the audit of the financial statements**

Our objectives are to obtain reasonable assurance about whether the financial statements as a whole are free from material misstatement, whether due to fraud or error, and to issue an auditor's report that includes our opinion. Reasonable assurance is a high level of assurance, but is not a guarantee that an audit conducted in accordance with Swiss law and SA-CH will always detect a material misstatement when it exists. Misstatements can arise from fraud or error and are considered material if, individually or in the aggregate, they could reasonably be expected to influence the economic decisions of users taken on the basis of these financial statements.

A further description of our responsibilities for the audit of the financial statements is located on EXPERTsuisse's website: <http://www.expertsuisse.ch/en/audit-report>. This description forms an integral part of our report.

### **Report on other legal and regulatory requirements**

In accordance with article 728a para. 1 item 3 CO and PS-CH 890, we confirm the existence of an internal control system that has been designed, pursuant to the instructions of the Board of Directors, for the preparation of the financial statements.

Based on our audit according to article 728a para. 1 item 2 CO, we confirm that the Board of Directors' proposal complies with Swiss law and the Company's articles of incorporation. We recommend that the financial statements submitted to you be approved.

PricewaterhouseCoopers AG

Thomas Romer  
Licensed audit expert  
Auditor in charge

Jack Armstrong  
Licensed audit expert

Zürich, 20 February 2026

Page intentionally left blank

## Balance sheet

As of 31 December 2025 (all amounts in thousands unless otherwise stated)

	Note	2025 USD	2025 CHF <sup>1)</sup>	2024 USD	2024 CHF <sup>1)</sup>
<b>Assets</b>					
<b>Current assets:</b>					
Cash and cash equivalents		191	151	310	281
<b>Total current assets</b>		<b>191</b>	<b>151</b>	<b>310</b>	<b>281</b>
<b>Non-current assets:</b>					
Participations	3	60,258	47,742	74,535	67,529
<b>Total non-current assets</b>		<b>60,258</b>	<b>47,742</b>	<b>74,535</b>	<b>67,529</b>
<b>Total assets</b>		<b>60,449</b>	<b>47,893</b>	<b>74,845</b>	<b>67,810</b>
<b>Liabilities</b>					
<b>Current liabilities:</b>					
Other accrued liabilities		49	38	35	32
<b>Total current liabilities</b>		<b>49</b>	<b>38</b>	<b>35</b>	<b>32</b>
<b>Equity</b>					
<b>Shareholders' equity:</b>					
Share capital	7	546	433	546	495
Legal reserves					
Reserves from capital contributions		69,388	54,976	85,555	77,513
Accumulated deficit		(11,291)	(8,946)	(8,545)	(7,743)
Profit/(Loss) for the year		1,757	1,475	(2,746)	(2,441)
Accumulated translation difference		—	(83)	—	(46)
<b>Total shareholders' equity</b>		<b>60,400</b>	<b>47,855</b>	<b>74,810</b>	<b>67,778</b>
<b>Total liabilities and equity</b>		<b>60,449</b>	<b>47,893</b>	<b>74,845</b>	<b>67,810</b>

<sup>1)</sup> Art. 958d of the SCO requires the Company to disclose the Swiss Francs amounts as supplemental information.

The accompanying notes on pages 68 to 73 form an integral part of these company financial statements.

## Statement of income and accumulated surplus/(deficit)

For the year ended 31 December 2025 (all amounts in thousands unless otherwise stated)

	Note	2025 USD	2025 CHF <sup>1)</sup>	2024 USD	2024 CHF <sup>1)</sup>
<b>Income</b>					
Valuation adjustments on participations	2 a), 3	(14,278)	(11,985)	(12,735)	(11,324)
Dividends from participations		16,700	14,018	10,650	9,470
Other income		—	—	1	1
Loss on foreign exchange, net		(4)	(3)	—	—
<b>Total income</b>		<b>2,418</b>	<b>2,030</b>	<b>(2,084)</b>	<b>(1,853)</b>
<b>Expenses</b>					
Administrative expenses		(655)	(550)	(657)	(584)
<b>Total expenses</b>		<b>(655)</b>	<b>(550)</b>	<b>(657)</b>	<b>(584)</b>
<b>Profit/(Loss) before taxes</b>		<b>1,763</b>	<b>1,480</b>	<b>(2,741)</b>	<b>(2,437)</b>
Taxes	5	(6)	(5)	(5)	(4)
<b>Profit/(Loss) for the year</b>		<b>1,757</b>	<b>1,475</b>	<b>(2,746)</b>	<b>(2,441)</b>
<b>Accumulated (deficit)/surplus</b>					
Accumulated deficit carried forward		(11,291)	(8,946)	(8,545)	(7,742)
Profit/(Loss) for the year		1,757	1,475	(2,746)	(2,441)
<b>Accumulated deficit brought forward</b>		<b>(9,534)</b>	<b>(7,471)</b>	<b>(11,291)</b>	<b>(10,183)</b>
<b>Proposal of the board of directors for appropriation of accumulated (deficit)/surplus</b>					
To be carried forward		(9,534)	(7,471)	(11,291)	(10,183)
<b>Total</b>		<b>(9,534)</b>	<b>(7,471)</b>	<b>(11,291)</b>	<b>(10,183)</b>

<sup>1)</sup> Art. 958d of the SCO requires the Company to disclose the Swiss Francs amounts as supplemental information.

The accompanying notes on pages 68 to 73 form an integral part of these company financial statements.

## Notes to the company financial statements

For the year ended 31 December 2025

(All amounts in thousands unless otherwise stated)

### 1 Organisation and business activity

Castle Private Equity AG, Pfäffikon (the “Company”), is a stock corporation established for an indefinite period in the Canton of Schwyz, Switzerland, by deed dated 19 February 1997. The Company’s registered office is Schützenstrasse 6, CH-8808 Pfäffikon.

Since 4 September 1998 the shares of the Company are listed in Swiss Francs on the SIX Swiss Exchange.

The investment policy aims at a maximisation of the long-term value advancement by way of realising the Group’s funds by harvesting the portfolio or private equity investments as their underlying assets are realised.

As of 31 December 2025 and 31 December 2024 the Company did not employ any employees.

### 2 Accounting principles

These Company financial statements have been prepared in accordance with the provisions on accounting and financial reporting of the Swiss Code of Obligations (Art. 957 to 963b CO).

#### a) Participations

The participation in the Overseas Subsidiary is stated at acquisition cost or at the lower net realisable value, using the net asset value of the Overseas Subsidiary.

#### b) Functional and presentation currency

The books of the Company are kept in US Dollar (functional currency).

In accordance with the Swiss Code of Obligations, the Company also presents the Swiss Franc values next to the US Dollar presentation currency (identified as Swiss Francs supplementary information). For the year ended 31 December 2025 and 31 December 2024, the conversion from the US Dollar to the Swiss Franc supplementary information is conducted as follows:

- all assets and liabilities including shareholders’ equity by applying the year-end exchange rate; and
- income and expenses at the average exchange rate for the year.

The currency translation difference from the conversion of the US Dollar values into the Swiss Franc values are cumulatively presented in the shareholders’ equity as accumulated translation difference. As of 31 December 2024, the approach of converting shareholders’ equity was changed to convert the US Dollar values to Swiss Francs at the year-end exchange rate instead of the historical exchange rate.

The 2025 and 2024 Swiss Franc amounts presented are for supplementary information only (SCO 958d Para.3).

### 3 Participations

The Company's participation as of 31 December 2025 and 31 December 2024 is composed of a 100 per cent interest in the issued non-voting participating share capital of the Overseas Subsidiary. Where a dividend distribution has been approved by a subsidiary, the participation income from the subsidiary is recognised based on an economic standpoint, i.e. at the same time as the corresponding liability is recorded in the subsidiary. Further information is in note 1 of the consolidated financial statement.

Balance sheet reconciliation of participation carrying value	2025 TUSD	2025 TCHF	2024 TUSD	2024 TCHF
<b>1 January</b>	<b>74,535</b>	<b>67,529</b>	<b>87,271</b>	<b>73,434</b>
Impairment of participation	(14,277)	(11,985)	(12,736)	(11,324)
Foreign exchange translation differences on participation through shareholders' equity	—	(7,802)	—	5,419
<b>31 December</b>	<b>60,258</b>	<b>47,742</b>	<b>74,535</b>	<b>67,529</b>

### 4 Foreign exchange rates

The following exchange rates have been applied to translate the foreign currencies of significance for the Company:

Foreign exchange rates		Unit	2025 USD	2024 USD
Swiss Francs	Year-end rates	1 CHF	1.262148	1.103753
British Pound	Year-end rates	1 GBP	1.344750	1.252500
Euro	Year-end rates	1 EUR	1.174250	1.035450
Swiss Francs	Average annual rates	1 CHF	1.191341	1.124632
British Pound	Average annual rates	1 GBP	1.317354	1.277682
Euro	Average annual rates	1 EUR	1.128474	1.081508

## 5 Taxes

For Swiss federal, cantonal and communal tax purposes, an income tax is levied. However, there is a participation exemption on dividend income and capital gains on qualifying participations. The result of the participation exemption relief is that dividend income and capital gains are almost fully excluded from taxation. The actual tax expenses cover all taxes through 31 December 2025.

## 6 Commitments, contingencies and other off-balance-sheet transactions

The Company has no commitments, contingencies or other off-balance sheet transactions as at 31 December 2025 (31 December 2024: Nil).

## 7 Shareholders' equity

### Shareholders' equity

The share capital of the Company at 31 December 2025 amounts to TUSD 546 (TCHF 433) (31 December 2024: TUSD 546 (TCHF 495)) consisting of 10,104,741 (31 December 2024: 10,104,741) issued and fully paid registered shares with a par value of USD 0.05 (31 December 2024: USD 0.05) each.

Since 1 January 2023, the revised Swiss stock corporation law allows the issuance of share capital in the foreign currency that is essential for an entity's business activities. For Castle Private Equity AG, this is the US Dollar.

At the Company's general meeting on 13 May 2024, the board of directors approved to amend the articles of association of the Company in regards to the share capital currency. Effective retroactively as of 1 January 2023, the share capital currency was then changed from Swiss Francs to US Dollars.

Further, the board of directors approved a distribution of reserves in the amount of USD 1.60 per registered share which took place on 22 May 2025.

Each share entitles the holder to participate in any distribution of income and capital. The Company regards shareholders' equity as the capital that it manages. Shareholders' equity amounts to TUSD 60,400 (TCHF 47,855) as of 31 December 2025 (31 December 2024: TUSD 74,810 (TCHF 67,778)).

The following distributions of legal reserves/retained earnings were paid out to the investors in the year 2025 and 2024:

Date of payment	USD/share	CHF/share
26.05.2023	2.23	2.00
23.05.2024	0.99	0.90
22.05.2025	1.60	1.33

**Allocation of legal reserves from capital contributions**

As at 31 December 2025 the reserves from capital contributions that are available for distribution to shareholders amount to TUSD 69,388 (TCHF 54,976) (31 December 2024: TUSD 85,555 (TCHF 77,513)).

**Shareholders' equity**

In 2025 (all amounts in US Dollar thousands unless otherwise stated)

	Share capital	Legal reserves Reserves from capital contributions	Accumulated surplus/ (deficit)	Total
<b>1 January 2025</b>	<b>546</b>	<b>85,555</b>	<b>(11,291)</b>	<b>74,810</b>
Gain for the year	—	—	1,757	1,757
Distribution of legal reserves to the investors	—	(16,167)	—	(16,167)
<b>31 December 2025</b>	<b>546</b>	<b>69,388</b>	<b>(9,534)</b>	<b>60,400</b>

**Shareholders' equity (supplementary information)**

In 2025 (all amounts in Swiss Francs thousands unless otherwise stated)

	Share capital	Legal reserves Reserves from capital contributions	Accumulated surplus/ (deficit)	Translation difference	Total
<b>1 January 2025</b>	<b>495</b>	<b>77,513</b>	<b>(10,184)</b>	<b>(46)</b>	<b>67,778</b>
Gain for the year	—	—	1,475	—	1,475
Translation difference	—	—	—	(37)	(37)
Distribution of legal reserves to the investors	—	(13,464)	—	—	(13,464)
Exchange rate (loss)/gain	(62)	(9,073)	1,238	—	(7,897)
<b>31 December 2025</b>	<b>433</b>	<b>54,976</b>	<b>(7,471)</b>	<b>(83)</b>	<b>47,855</b>

## 8 Major shareholders

As at 31 December the following major shareholders are known by the Company:

Major shareholders	2025	2024
Between 10% and 20%	Berlin-AI Fund SCS, SICAV-FIS, Luxembourg	Berlin-AI Fund SCS, SICAV-FIS, Luxembourg
	Deka International S.A., Luxembourg	Deka International S.A., Luxembourg
Between 3% and 10%	The Goldman Sachs Group, Inc., United States	The Goldman Sachs Group, Inc., United States
	LGT Group Foundation AG, Vaduz, Liechtenstein	LGT Group Foundation AG, Vaduz, Liechtenstein
	HAEK Master S.A. SICAV-RAIF, Luxembourg	HAEK Master S.A. SICAV-RAIF, Luxembourg

## 9 Compensation and share ownership

The annual remuneration and expense allowances paid to the members of the board of directors as well as the premium paid for the officers' liability insurance are detailed within the remuneration report.

The board of directors has delegated the operational management of the Company to Dr Hans Markvoort and Benedikt Meyer as general managers. The management is compensated by the Company.

No further compensation by the Company or its subsidiaries for their activities has been due, nor did directors receive shares, options or loans.

No shares are held through any of the directors of LGT Private Equity Advisers AG as per 31 December 2025 and 31 December 2024.

Share ownership	2025	2024
<b>Castle Private Equity AG</b>		
<b>Members of the board of directors</b>		
Gilbert Chalk	1,750	1,750
Dr Konrad Bächinger	84,815	84,815
<b>Total</b>	<b>86,565</b>	<b>86,565</b>

## 10 Auditors

PricewaterhouseCoopers Ltd., Zurich, are the auditors of the Company. They accepted the mandate in 2001. Thomas Romer, the auditor in charge, took up office in 2021.

Total audit fees charged by PricewaterhouseCoopers for the 2025 audit of the Company amount to TUSD 93 (TCHF 77) (2024: TUSD 93 (TCHF 83)).

## 11 Subsequent events

The company financial statements have been authorised at the 17 February 2026 board meeting for issue 20 February 2026. The annual general meeting called for 12 May 2026 will vote on the final acceptance of the company financial statements.

Since the balance sheet date of 31 December 2025, there have been no material events that could impair the integrity of the information presented in the financial statements.



## Report of the statutory auditor to the General Meeting of Castle Private Equity AG, Pfäffikon SZ

### Opinion

We have audited the remuneration report of Castle Private Equity AG (the Company) for the year ended 31 December 2025. The audit was limited to the information pursuant to article 734a-734f of the Swiss Code of Obligations (CO) in the tables marked 'audited' on pages 78 to 85 of the remuneration report.

In our opinion, the information pursuant to article 734a-734f CO in the remuneration report (pages 78 to 85) complies with Swiss law and the Company's articles of incorporation.

### Basis for opinion

We conducted our audit in accordance with Swiss law and Swiss Standards on Auditing (SA-CH). Our responsibilities under those provisions and standards are further described in the 'Auditor's responsibilities for the audit of the remuneration report' section of our report. We are independent of the Company in accordance with the provisions of Swiss law and the requirements of the Swiss audit profession, and we have fulfilled our other ethical responsibilities in accordance with these requirements.

We believe that the audit evidence we have obtained is sufficient and appropriate to provide a basis for our opinion.

### Other information

The Board of Directors is responsible for the other information. The other information comprises the information included in the annual report, but does not include the consolidated financial statements, the financial statements, the tables marked 'audited' in the remuneration report and our auditor's reports thereon.

Our opinion on the remuneration report does not cover the other information and we do not express any form of assurance conclusion thereon.

In connection with our audit of the remuneration report, our responsibility is to read the other information and, in doing so, consider whether the other information is materially inconsistent with the audited financial information in the remuneration report or our knowledge obtained in the audit, or otherwise appears to be materially misstated.

If, based on the work we have performed, we conclude that there is a material misstatement of this other information, we are required to report that fact. We have nothing to report in this regard.

### Board of Directors' responsibilities for the remuneration report

The Board of Directors is responsible for the preparation of a remuneration report in accordance with the provisions of Swiss law and the Company's articles of incorporation, and for such internal control as the Board

PricewaterhouseCoopers AG, Birchstrasse 160, 8050 Zürich  
+41 58 792 44 00



of Directors determines is necessary to enable the preparation of a remuneration report that is free from material misstatement, whether due to fraud or error. It is also charged with structuring the remuneration principles and specifying the individual remuneration components.

### **Auditor's responsibilities for the audit of the remuneration report**

Our objectives are to obtain reasonable assurance about whether the information pursuant to article 734a-734f CO is free from material misstatement, whether due to fraud or error, and to issue an auditor's report that includes our opinion. Reasonable assurance is a high level of assurance, but is not a guarantee that an audit conducted in accordance with Swiss law and SA-CH will always detect a material misstatement when it exists. Misstatements can arise from fraud or error and are considered material if, individually or in the aggregate, they could reasonably be expected to influence the economic decisions of users taken on the basis of this remuneration report.

As part of an audit in accordance with Swiss law and SA-CH, we exercise professional judgement and maintain professional scepticism throughout the audit. We also:

- Identify and assess the risks of material misstatement in the remuneration report, whether due to fraud or error, design and perform audit procedures responsive to those risks, and obtain audit evidence that is sufficient and appropriate to provide a basis for our opinion. The risk of not detecting a material misstatement resulting from fraud is higher than for one resulting from error, as fraud may involve collusion, forgery, intentional omissions, misrepresentations, or the override of internal control.
- Obtain an understanding of internal control relevant to the audit in order to design audit procedures that are appropriate in the circumstances, but not for the purpose of expressing an opinion on the effectiveness of the Company's internal control.
- Evaluate the appropriateness of accounting policies used and the reasonableness of accounting estimates and related disclosures made.

We communicate with the Board of Directors or its relevant committee regarding, among other matters, the planned scope and timing of the audit and significant audit findings, including any significant deficiencies in internal control that we identify during our audit.

We also provide the Board of Directors or its relevant committee with a statement that we have complied with relevant ethical requirements regarding independence, and communicate with them all relationships and other matters that may reasonably be thought to bear on our independence, and where applicable, actions taken to eliminate threats or safeguards applied.



PricewaterhouseCoopers AG

Thomas Romer  
Licensed audit expert  
Auditor in charge

Jack Armstrong  
Licensed audit expert

Zürich, 20 February 2026

Page intentionally left blank

## Remuneration report

The remuneration report contains information about the principles of remuneration, procedures for determining remuneration and components of remuneration for the board of directors and management of Castle Private Equity AG. It also details the remuneration awarded in 2024 and 2025 as well as the planned components of remuneration in 2026. It is based on the provisions of Articles 20b et seqq. of the articles of association, provisions of the Article 734a – 737f of the Swiss Code of Obligations, the SIX Swiss Exchange Directive on Information relating to Corporate Governance and the principles of the Swiss Code of Best Practice for Corporate Governance drawn up by Economiesuisse.

### Principles of remuneration

- Transparency (simplicity, clarity)
- Adherence to market practice of executive pay (benchmarking of similar companies, qualifications and experience)

### Governance

The annual general meeting of 13 May 2025 has elected the members of the remuneration committee for the period until the 2026 AGM, comprising of Thomas Amstutz, and Dr Konrad Bächinger.

The rules regarding the approval of the remuneration by the general meeting are set forth in Article 12a of the articles of association.

The remuneration committee draws up proposed remuneration guidelines for the board of directors and management. The members of the board of directors are entitled to reimbursement of the expenses incurred in the interest of the company as well as to compensation corresponding to their activities, as determined by the board of directors.

The remuneration committee meets as often as required, but at least once a year.

The board of directors has delegated the operational management of the Company to Dr Hans Markvoort and Benedikt Meyer as general managers, in accordance with Art. 716b CO and the articles of association and organisational regulations of the Company. This work for the Company on average takes up approximately 20 per cent of their working time. For 2025, the management of the Company was compensated only by affiliates of LGT Capital Partners Group Holding Ltd. LGT Capital Partners Group Holding Ltd. is the co-owner of LGT Private Equity Advisers AG which acts as investment manager to the Company and receives a management fee for these services.

### Procedures for determining remuneration

The remuneration awarded to the members of the board of directors and to the delegate of the board of directors is determined within this range at the compensation committee's sole discretion taking into account the scope of activities and the responsibility and functions of the individual members. Neither the board nor the remuneration committee have consulted external advisors for this purpose.

### Structure of remuneration

The board of directors is compensated in cash for all of its duties, including expenses for ordinary and extraordinary meetings, committee activities and other extraordinary activities. Neither shares nor options were allocated in the reporting year.

**Remuneration policy**

Remuneration of the board of directors and management of Castle Private Equity AG shall be effected in accordance with the provisions of the Articles, notably Articles 20c and 20d. The board of directors and management determined that its members be remunerated annually as follows (pro-rata when a mandate is not executed for a full year):

Remuneration (Audited)	2025 TCHF	2024 TCHF
Chairman	55	55
Deputy chairman	44	44
Committee chairman	44	44
Member	33	33
General managers	100	100

The remuneration of the board of directors shall be payable by the end of each quarter, the management expenses once a year in advance.

Travel and other expenses related to attendance at board meetings shall be covered by an expense allowance for each meeting in Switzerland, physically attended, as follows:

Travel and other expenses (Audited)	2025 CHF	2024 CHF
Switzerland based	250	250
Europe based	1,500	1,500
Overseas based	7,000	7,000

Bills of expenses in excess of TUSD 7 (TCHF 7) shall be signed off by the chairman (or, in the chairman's case, by the deputy chairman). Bills of expenses below such may be signed off by the general managers.

Directors may furthermore be paid all other expenses properly incurred by them in connection with the business of the company. The board may, in addition, grant special remuneration to any director who performs special or extra services to or at the request of the company. No such special remuneration has been paid during the year under review, nor in the previous year.

**Remuneration for financial years 2024 and 2025 (Article 734a CO)**

The following tables show the remuneration for the members of the board of directors in the year 2024 and 2025.

Travel and other expenses (Audited)	2025 TUSD	2025 TCHF <sup>1)</sup>	2024 TUSD	2024 TCHF <sup>1)</sup>
Employer contributions to social security	3	2	4	4
Directors' and officers' liability insurance fee	31	26	34	30
Travel expenses	2	2	2	2

<sup>1)</sup> Swiss Francs are shown as supplementary information.

The board of directors remuneration is defined and paid out in Swiss Francs.

	Cash compensation TUSD	Social security payments TUSD	Travel expenses TUSD	Total remuneration TUSD
<b>As of 31 December 2025</b>				
Gilbert Chalk, chairman	67	—	2	69
Dr Konrad Bächinger, deputy chairman	54	2	—	56
Heinz Nipp, committee chairman – remuneration committee	19	1	—	20
Thomas Amstutz, committee chairman – audit committee	54	—	—	54
General managers	110	—	—	110
<b>Total</b>	<b>304</b>	<b>3</b>	<b>2</b>	<b>309</b>

The following Swiss Franc tables are shown as supplementary information as in the company financial statements.

	Cash compensation TCHF	Social security payments TCHF	Travel expenses TCHF	Total remuneration TCHF
<b>As of 31 December 2025</b>				
Gilbert Chalk, chairman	55	—	1	56
Dr Konrad Bächinger, deputy chairman	44	2	—	46
Heinz Nipp, committee chairman – remuneration committee	17	1	—	18
Thomas Amstutz, committee chairman – audit committee	44	—	—	44
General managers	100	—	—	100
<b>Total</b>	<b>260</b>	<b>3</b>	<b>1</b>	<b>264</b>

(Audited)	Cash compensation TUSD	Social security payments TUSD	Travel expenses TUSD	Total remuneration TUSD
<b>As of 31 December 2024</b>				
Gilbert Chalk, chairman	63	—	2	65
Dr Konrad Bächinger, deputy chairman	50	2	—	52
Heinz Nipp, committee chairman – remuneration committee	50	2	—	52
Thomas Amstutz, committee chairman – audit committee	50	—	—	50
General managers	113	—	—	113
<b>Total</b>	<b>326</b>	<b>4</b>	<b>2</b>	<b>332</b>

(Audited)	Cash compensation TCHF	Social security payments TCHF	Travel expenses TCHF	Total remuneration TCHF
<b>As of 31 December 2024</b>				
Gilbert Chalk, chairman	55	—	2	57
Dr Konrad Bächinger, deputy chairman	44	2	—	46
Heinz Nipp, committee chairman – remuneration committee	44	2	—	46
Thomas Amstutz, committee chairman – audit committee	44	—	—	44
General managers	100	—	—	100
<b>Total</b>	<b>287</b>	<b>4</b>	<b>2</b>	<b>293</b>

#### Loans and credits to board members and the management (Article 734b CO) (Audited)

No further loans or credits by the Company or its subsidiaries for their activities have been granted to members of the board of directors in the financial year 2025, nor in the previous year.

#### Compensation, loans and credits to related parties (Article 734c CO) (Audited)

No further compensation, loans or credits by the Company or its subsidiaries for their activities have been granted to any related party in the financial year 2025, nor in the previous year.

#### Participation rights in the entity and options on such rights (Article 734d CO) (Audited)

Share ownership (Audited)	2025	2024
<b>Castle Private Equity AG</b>		
<b>Members of the board of directors</b>		
Gilbert Chalk	1,750	1,750
Dr Konrad Bächinger	84,815	84,815
<b>Total</b>	<b>86,565</b>	<b>86,565</b>

No further participation rights such as options by the Company or its subsidiaries for their activities have been granted in the financial year 2025, nor in the previous year.

### External mandates of the members of the board of directors, the executive board and the board of advisors in other entities (Article 734e CO) (Audited)

Name	Group of mandates	Entity	Country	Function
Gilbert Chalk, chairman		Future, a UK registered charity	United Kingdom	Director and Trustee
		Old Talbot House Foundation, a UK registered charity	United Kingdom	Director and Trustee
		The Cotswolds Rivers Trust, a UK registered charity	United Kingdom	Director and Trustee
Dr Konrad Bächinger, deputy chairman	Funds or investment entities managed or advised by LGT Capital Partners Ltd.	CENGAL Private Equity Investments II plc	Ireland	Member of the board of directors
		CENGAL Private Equity Investments III plc	Ireland	Member of the board of directors
		CENGAL Private Equity Investments IV plc	Ireland	Member of the board of directors
		CENGAL Private Equity Investments plc	Ireland	Member of the board of directors
		Crown Asia-Pacific Private Equity II plc	Ireland	Member of the board of directors
		Crown Asia-Pacific Private Equity III plc	Ireland	Member of the board of directors
		Crown Asia-Pacific Private Equity IV plc	Ireland	Member of the board of directors
		Crown Asia-Pacific Private Equity plc	Ireland	Member of the board of directors
		Crown Asia-Pacific Private Equity V Feeder plc	Ireland	Member of the board of directors
		Crown Co-Investment Opportunities II plc	Ireland	Member of the board of directors
		Crown Co-Investment Opportunities III Feeder plc	Ireland	Member of the board of directors
		Crown Co-Investment Opportunities plc	Ireland	Member of the board of directors
		Crown Debt and Credit Opportunities III plc	Ireland	Member of the board of directors
		Crown Europe Middle Market II plc	Ireland	Member of the board of directors
		Crown Europe Middle Market III plc	Ireland	Member of the board of directors
		Crown Europe Small Buyouts III plc	Ireland	Member of the board of directors
		Crown Europe Small Buyouts IV plc	Ireland	Member of the board of directors
		Crown Europe Small Buyouts V plc	Ireland	Member of the board of directors
		Crown European Buyout Opportunities II plc	Ireland	Member of the board of directors
		Crown European Markets IV plc	Ireland	Member of the board of directors
		Crown Global Opportunities VI plc	Ireland	Member of the board of directors
		Crown Global Opportunities VII plc	Ireland	Member of the board of directors
		Crown Global Secondaries II plc	Ireland	Member of the board of directors
		Crown Global Secondaries III plc	Ireland	Member of the board of directors
		Crown Global Secondaries IV plc	Ireland	Member of the board of directors
		Crown Global Secondaries V Feeder plc	Ireland	Member of the board of directors
		Crown Secondaries Special Opportunities II plc	Ireland	Member of the board of directors
		Crown Secondaries Special Opportunities III Feeder plc	Ireland	Member of the board of directors
		Crown Secondaries Special Opportunities plc	Ireland	Member of the board of directors
		Crown Secondary Placement plc	Ireland	Member of the board of directors
LGT CP Multi-Assets SICAV	Liechtenstein	Member of the board of directors		
LGT Funds SICAV	Liechtenstein	Member of the board of directors		
PFI Europe Private Equity Fund I plc	Ireland	Member of the board of directors		
Raiden Global ICAV	Ireland	Member of the board of directors		
SBS Private Equity Investments plc	Ireland	Member of the board of directors		
SP 780 Private Equity Investments plc	Ireland	Member of the board of directors		

Name	Group of mandates	Entity	Country	Function
	Funds or investment entities managed	LGT Multi-Assets SICAV	Liechtenstein	Member of the board of directors
	or advised by	LGT PB AI Fund SICAV	Liechtenstein	Member of the board of directors
	LGT Bank AG	LGT PB Funds SICAV	Liechtenstein	Member of the board of directors
	Prince of Liechtenstein Foundation	Lightrock Evergreen Fund SICAV	Liechtenstein	Member of the board of directors
	Stiftung Fürst Liechtenstein IV	Prince of Liechtenstein Foundation <sup>1)</sup>	Liechtenstein	Member of the foundation board
	Stiftung Fürst Liechtenstein III	Stiftung Fürst Liechtenstein IV <sup>1)</sup>	Liechtenstein	Member of the foundation board
	Liechtenstein III group of entities (under common control)	Stiftung Fürst Liechtenstein III	Liechtenstein	Member of the foundation board
	LGT Capital Partners Ltd.	First Participations AG	Liechtenstein	Member of the board of directors
	L-GAM Group (under common control)	LGT Capital Partners Ltd. <sup>1)</sup>	Switzerland	Member of the board of directors
	Koga Immobilien AG	L-GAM GP II S.à r.l.	Luxembourg	Member of the supervisory board
	Baloise Bank Soba	L-GAM Investments GP I S.à r.l.	Luxembourg	Member of the board of management
	Gryth Group AG	Koga Immobilien AG <sup>1)</sup>	Switzerland	Member of the board of directors
Thomas Amstutz, committee chairman – audit committee	Hesta AG	Baloise Bank Soba <sup>1)</sup>	Switzerland	Member of the board of management
	Kandlbauer AG	Gryth Group AG <sup>1)</sup>	Switzerland	General manager
	Alpine Select Group	Hesta AG <sup>1)</sup>	Switzerland	Member of advisory board
	Maybaum AG	Kandlbauer AG <sup>1)</sup>	Switzerland	Member of the board of management
	Multiplicity Partners AG	Alpine Select AG	Switzerland	Member of the board of management
	Vicenda Group AG	Absolute Invest AG	Switzerland	Member of the board of management
		Maybaum AG <sup>1)</sup>	Switzerland	Member of the board of management
		Multiplicity Partners AG <sup>1)</sup>	Switzerland	Member of the board of management
		Instimatch Global AG	Switzerland	Member of the board of management

Name	Group of mandates	Entity	Country	Function
Dr Hans Markvoort, general manager	Funds or investment entities managed or advised by LGT Capital Partners Ltd.	ADLER GP Ltd.	Cayman Islands	Member of the board of directors
		Aeternum S.A. SICAF-FIS	Luxembourg	Member of the board of directors
		Alafia (GP) Ltd.	Cayman Islands	Member of the board of directors
		Alameda SEC (GP) Ltd.	Cayman Islands	Member of the board of directors
		Albion SEC (GP) Ltd.	Cayman Islands	Member of the board of directors
		ALCOMA GP Ltd.	Cayman Islands	Member of the board of directors
		Anggerik-L GP Ltd.	Cayman Islands	Member of the board of directors
		AP GP S.à r.l.	Luxembourg	Member of the board of management
		Arrowrock SEC Ltd.	Cayman Islands	Member of the board of directors
		Baraboo SEC (GP) Ltd.	Cayman Islands	Member of the board of directors
		Bever SEC GP S.à r.l.	Luxembourg	Member of the board of management
		Cofpar Oy	Finland	Member of the board of directors
		Crown Alternative Investments SPC	Cayman Islands	Member of the board of directors
		Crown Alternative Strategies SPC	Cayman Islands	Member of the board of directors
		Crown Helix Strategies Ltd.	Cayman Islands	Member of the board of directors
		Crown Managed Accounts SPC	Cayman Islands	Member of the board of directors
		Crown Phoenix SPC	Cayman Islands	Member of the board of directors
		CSRE III (Cayman) GP Ltd.	Cayman Islands	Member of the board of directors
		Danube SEC GP S.à r.l.	Luxembourg	Member of the board of management
		Ems SEC GP S.à r.l.	Luxembourg	Member of the board of management
		Epsilon SEC (GP) Ltd.	Cayman Islands	Member of the board of directors
		European Capital Private Debt 1 Ltd.	United Kingdom	Member of the board of directors
		European Capital Private Debt 2 Ltd.	United Kingdom	Member of the board of directors
		European Capital UK SME Debt 1 Ltd.	United Kingdom	Member of the board of directors
		European Capital UK SME Debt 2 Ltd.	United Kingdom	Member of the board of directors
		Evergreen III S.A., SICAV-FIS	Luxembourg	Member of the board of directors
		Exter SEC GP S.à r.l.	Luxembourg	Member of the board of management
		Finpar Ltd.	Cayman Islands	Member of the board of directors
		Five Portfolio Inc.	British Virgin Islands	Member of the board of directors
		Gamma SEC GP Ltd.	Cayman Islands	Member of the board of directors
		Genpar (Cayman) Ltd.	Cayman Islands	Member of the board of directors
		GPE Ltd.	Cayman Islands	Member of the board of directors
		Hase SEC GP S.à r.l.	Luxembourg	Member of the board of management
Iota SEC (GP) Ltd.	Cayman Islands	Member of the board of directors		
Kalle SEC GP S.à r.l.	Luxembourg	Member of the board of management		
Kappa SEC (GP) Ltd.	Cayman Islands	Member of the board of directors		

Name	Group of mandates	Entity	Country	Function
		Kensico SEC Ltd.	Cayman Islands	Member of the board of directors
		KKPE I GP S.à.r.l.	Luxembourg	Member of the board of management
		Lahn SEC GP S.à.r.l.	Luxembourg	Member of the board of management
		Lambda SEC (GP) Ltd.	Cayman Islands	Member of the board of directors
		Leda SEC GP S.à.r.l.	Luxembourg	Member of the board of management
		LGT Capital Invest (SC2) Limited	Cayman Islands	Member of the board of directors
		LGWP Ltd.	Cayman Islands	Member of the board of directors
		LPMS GP S.à.r.l.	Luxembourg	Member of the board of management
		Lumen GP Ltd.	Cayman Islands	Member of the board of directors
		Maas SEC GP S.à.r.l.	Luxembourg	Member of the board of management
		Manzana SEC Ltd.	Cayman Islands	Member of the board of directors
		Marina GP Ltd.	Cayman Islands	Member of the board of directors
		Mu SEC (GP) Ltd.	Cayman Islands	Member of the board of directors
		Mulde SEC GP S.à.r.l.	Luxembourg	Member of the board of management
		Neckar SEC GP S.à.r.l.	Luxembourg	Member of the board of management
		Pi SEC (GP) Ltd.	Cayman Islands	Member of the board of directors
		Potomac SEC (GP) Ltd.	Cayman Islands	Member of the board of directors
		Rho SEC (GP) Ltd.	Cayman Islands	Member of the board of directors
		Sagami SEC GP S.à.r.l.	Luxembourg	Member of the board of management
		Sigma SEC (GP) Ltd.	Cayman Islands	Member of the board of directors
		Spree SEC GP S.à.r.l.	Luxembourg	Member of the board of management
		Spruce SEC Ltd.	Cayman Islands	Member of the board of directors
		Steuer SEC GP S.à.r.l.	Luxembourg	Member of the board of management
		Tasman SEC B.V.	Netherlands	Member of the board of directors
		Tau SEC (GP) Ltd.	Cayman Islands	Member of the board of directors
		Thune SEC GP S.à.r.l.	Luxembourg	Member of the board of management
		Topaz SEC GP S.à.r.l.	Luxembourg	Member of the board of management
		Xi SEC (GP) Ltd.	Cayman Islands	Member of the board of directors
		Zeta SEC (GP) Ltd.	Cayman Islands	Member of the board of directors
	LGT Capital Partners operating entities (under common control)	LGT Capital Partners (Ireland) Limited	Ireland	Member of the board of directors
		LGT Capital Partners Advisers AG	Liechtenstein	Member of the board of directors
		LGT Fund Administrators (Luxembourg) S.à.r.l.	Luxembourg	Chairman
		LGT Fund Managers (FL) Ltd.	Liechtenstein	Chairman
		LGT Fund Managers (Ireland) Limited	Ireland	Chairman
	Liechtenstein	Depar Foundation	Liechtenstein	Member of the foundation board
	Foundations	Indepar Foundation	Liechtenstein	Member of the foundation board

<sup>9</sup> single entities

Konrad Bächinger

Benedikt Meyer

Pfäffikon, 20 February 2026

## Corporate governance

In accordance with the corporate governance directive of the SIX Swiss Exchange

### 1 Group structure and shareholders

Castle Private Equity (the “Group”) consists of Castle Private Equity AG (the “Company”) and two fully consolidated subsidiaries, as shown below and as listed in note 1 to the consolidated financial statements. The Company’s registered office is Schützenstrasse 6, 8808 Pfäffikon (Freienbach community), Switzerland. Within the Group, only the Company is a listed company.

#### Subsidiaries

Castle Private Equity (Overseas) Ltd., Grand Cayman, was incorporated on 28 February 1997 as an exempted company under the laws of Cayman Islands. Castle Private Equity (Overseas) Ltd. registered office is LGT Bank (Cayman) Limited Grand Pavilion Commercial Centre 1<sup>st</sup> Floor, 802 West Bay Road, PO Box 31855, Grand Cayman KY1-1207, Cayman Islands. The authorised share capital of TUSD 57 of Castle Private Equity (Overseas) Ltd. is divided into voting non-participating management shares and non-voting participating ordinary shares. All voting non-participating management shares are held by LGT Group Foundation, Vaduz, the non-voting participating ordinary shares are held entirely by the Company. LGT Private Equity Advisers AG, Herrengasse 12 FL – 9490 Vaduz, Principality of Liechtenstein (the “Investment Manager”) is responsible for the management of Castle Private Equity (Overseas) Ltd.

Castle Private Equity (International) plc, Dublin, was established on 18 December 2000 as an open-ended investment company with variable capital under the laws of Ireland. Castle Private Equity (International) plc registered office is LGT Fund Managers (Ireland) Limited, Third Floor, 30 Herbert Street, Dublin 2, Ireland. Its capital amounted to TUSD 60,101 per 31 December 2025. The share capital is divided into management shares and participating shares. The management shares are held by LGT Capital Partners Group Holding, Ltd., LGT Bank, Dublin Branch and LGT Fund Managers (Ireland) Ltd. The participating shares are entirely held by the Overseas Subsidiary. LGT Private Equity Advisers AG, Herrengasse 12 FL – 9490 Vaduz, Principality of Liechtenstein (the “Investment Manager”) is responsible for the management of Castle Private Equity (International) plc.

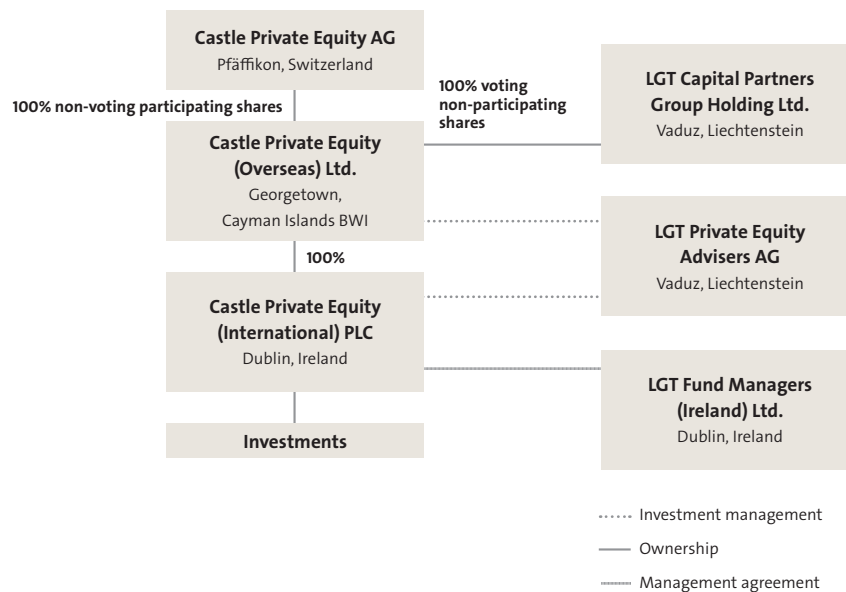
### Significant shareholders

The shareholding structure of the Company pursuant to Art. 120 et seqq. Of the Financial Market Infrastructure Act and the provisions of the Swiss Financial Market Supervisory Authority Ordinance on Financial Market Infrastructures and Market Conduct in Securities and Derivatives Trading as of 31 December 2025 is shown below:

- As of 24 August 2019, Berlin-AI Fund SCS, SICAV-FIS, 5365 Munsbach, reported a holding of 17.76 per cent.
- As of 28 August 2019, The Goldman Sachs Group, Inc., reported a holding of 6.54 per cent, directly held by Lansel Luxembourg S.à r.l., Luxembourg.
- As of 4 October 2019, LGT Group Foundation, Vaduz, reported a holding of 8.54 per cent, directly held by LGT Capital Invest (SC2) Ltd., Grand Cayman LGT CF ex Private Equity zero (USD), Grand Cayman.
- As of 15 August 2020, Deka International S.A., Luxembourg-Findel, LU, reported a holding of 10.17 per cent, directly held by Deka-StBV-NW-AI II.
- As of 21 March 2024, HAEK Master S.A. SICAV-RAIF, Luxembourg, LU, reported a holding of 7.255 per cent, directly held by HAEK Master S.A. SICAV-RAIF - LCP PE.

Details of the individual large shareholder reportings as well as the developments during the year under review and any recent updates can be obtained from the SIX website of the SIX Disclosure Office on Significant Shareholdings at <https://www.ser-ag.com/de/resources/notifications-market-participants/significant-shareholders.html#/>

The Group has not entered into any cross-shareholdings that exceed 5 per cent of the capital shareholding as voting rights on either side.



## 2 Capital structure

### Capital

The Company's ordinary share capital consists of 10,104,741 fully paid-in registered shares with a par value of USD 0.05 each and amounts to USD 545,966.11. The shares are listed in USD at the SIX Swiss Exchange in Zurich with ISIN CH0048854746 and valor number 4885474 (ticker symbol CPEN). On 4 August 2023, the Company changed its share capital to USD 545,966.11 (previously: CHF 505,237.05), consisting of 10,104,741 fully paid-in registered shares with a par value of USD 0.05 each (previously: 10,104,741 registered shares at CHF 0.05).

The Company has not issued any participation certificates (Partizipationsscheine), preference shares (Vorzugsaktien) or profit sharing certificates (Genussscheine). Shares of the subsidiaries are not listed. The Company does not have conditional capital or a capital band.

A detailed overview of the capital structure is shown in note 7 of the Company's financial statements. Changes in the par value and number of registered shares issued for the last three years can be seen in the table below.

Share capital	2023' USD	2024 USD	2025 USD
Outstanding shares as per	10,104,741	10,104,741	10,104,741
Nominal per share in CHF/USD	0.05	0.05	0.05

<sup>1)</sup> Please refer to note 7 of the statutory accounts concerning the change in share capital currency from Swiss Francs to US Dollars which took place on 1 January 2023.

The market capitalisation of the Company per year end 2025 amounted to approx. CHF 33.1 million (the market capitalisation of the Company is calculated after excluding the treasury shares held for cancellation). There are no outstanding convertible bonds or options issued by the Company or any of its subsidiaries on the Company's securities.

**Voting rights, share registration**

Each share confers the right to one vote. Entry in the share register of registered shares with voting rights is subject to the approval of the Company. Persons acquiring registered shares shall on application be entered in the share register without limitation as shareholders with voting power, provided they expressly declare themselves to have acquired the shares in their own name and for their own account and comply with the disclosure requirement of the Federal Act on Financial Market Infrastructures and Market Conduct in Securities and Derivatives Trading (Financial Market Infrastructure Act). If the Company does not refuse to register the acquirer as shareholder with voting rights within twenty days upon receipt of the application, the acquirer is deemed to be a shareholder with voting rights.

Entry of registered shares with voting rights may be refused in the following situations:

Persons not expressly declaring themselves to be holding shares for their own account (nominees) shall be entered in the share register with voting rights without further inquiry up to a maximum of 1.5 per cent of the outstanding share capital available at the time. Above this limit, registered shares held by nominees shall be entered in the share register with voting rights only if the nominee in question makes known the names, addresses and shareholdings of the persons for whose account he is holding 0.3 per cent or more of the outstanding share capital at the time and provided that the disclosure requirement stipulated by the Financial Market Infrastructure Act is complied with. The board of directors has the right to enter into agreements with nominees concerning their disclosure requirements.

Legal entities or partnerships or other associations or joint ownership arrangements which are linked through capital ownership or voting rights, through common management or in like manner, as well as individuals, legal entities or partnerships (especially syndicates) which act in concert with intent to evade the entry restriction are considered as one shareholder or nominee.

The Company may in special cases approve exceptions to the above regulations. After due consultation with the person concerned, the Company is further authorised to remove the shareholder from the share register as shareholder with voting rights with retroactive effect if they were effected on the basis of false information or if the respective person does not provide the information required.

No agreements with nominees were entered into, nor were exceptions to the above regulations granted in 2025.

### 3 Board of directors

As of 31 December 2025, all members of the board of directors are non-executive. None of the members have been members of management of the Company or one of its subsidiaries over the last three years.

No other member of the board of directors has any significant business connections with any members of the Group.

The board is composed of the following members:

**Gilbert J. Chalk,**  
**chairman of the board**

Gilbert Chalk (British citizen, 1947) completed his BSc at Southampton University, an MA in Business at Lancaster University and obtained an MBA from Columbia University in 1972. He worked in corporate finance at Hill Samuel Bank before joining Hambros Bank in 1980 as a manager and, subsequently, was a director in their corporate finance department. In 1987 he founded and became managing director of Hambro European Ventures, a position he held until 1994. Since 1994 he has been active as director and adviser of a number of privately financed companies. From 2000 to 2010 he was chairman of the Baring English Growth Fund. He subsequently held positions as to the chairman and director of Aurora Russia Limited, a London AIFM quoted company, from 2011 to 2016, and as chairman of the Guernsey Investment Fund from 2017 to 2020. He is currently a trustee or director of three charities: Future, a charity for relief of poverty amongst children and young adults, The Old Talbot House Foundation and the Cotswolds Rivers Trust.

Gilbert Chalk was elected to the board of directors in 2008. He was re-elected at the annual shareholders' meeting in May 2025 for a term ending at the 2026 annual shareholders' meeting.

**Dr Konrad Bächinger,**  
**deputy chairman of the board and member of the remuneration committee**

Dr Konrad Bächinger (Swiss citizen, born 1950) received a Ph.D. in law from the University of Zurich. He was admitted to the bar in 1977. He acted subsequently as legal counsel for the St. Gallische Creditanstalt and as head of legal department of Adolph Saurer AG. In 1984, he joined LGT Bank in Liechtenstein as general counsel. In 1989 he was appointed managing director and head of legal matters and project department. In 1990 he became member of the executive board of the bank, heading commercial banking and legal matters. In 1998 he became chief executive officer of LGT Capital Management. Dr Bächinger was member of the Group executive committee of Liechtenstein Global Trust (later known as LGT Group Foundation) between 2001 and 2006, subsequently becoming a senior advisor of LGT Group Foundation until his retirement in 2010. Dr Bächinger also serves on the board of several LGT-managed or affiliated investment and management companies, including LGT Capital Partners Ltd.

Dr Bächinger was elected to the board of directors in 1997. He was re-elected at the annual shareholders' meeting in May 2025 for a term ending at the 2026 annual shareholders' meeting.

**Heinz Nipp,****member of the board, remuneration committee chairman and member of the audit committee**

Heinz Nipp (citizen of the Principality of Liechtenstein, born 1951) completed a banking apprenticeship and training as a financial analyst which were later followed by executive management studies at Stanford University. Prior to joining LGT Bank in Liechtenstein in 1982, Mr Nipp spent several years abroad to gain practical banking experience. Mr Nipp was the CEO of LGT Bank in Liechtenstein until 1 January 2001 when he was appointed member of the Group executive committee of Liechtenstein Global Trust, now known as LGT Group Foundation. In 2006, Heinz Nipp was appointed executive chairman wealth management Asia of LGT Group Foundation. He retired from his functions at LGT in 2008.

Heinz Nipp was elected to the board in 1997. He did not stand for re-election at the annual general meeting on May 12, 2025.

**Thomas Amstutz,****member of the board and audit committee chairman**

Thomas Amstutz (Swiss citizen, born 1962) completed his bank apprenticeship at Credit Suisse and graduated from Commercial School of Business Administration. From 1981 until 2004 he held a variety of management positions with Credit Suisse Group. In 1987 he was appointed managing director of CSFB Geneva, Head of Foreign Exchange/Precious Metals Options. Between 1991 and 1996 he held different positions within Credit Suisse in Zurich, before heading the Sales and Trading department in Frankfurt. In 1999 he was appointed member of the executive board of Credit Suisse Private Banking and from August 2002 until December 2004 he was member of the executive board of Credit Suisse Financial Services and Head of the Division Investment Management.

From 2005 until 2014 he was chairman of Absolute Private Equity AG, Zug, Absolute Invest AG, Zug (both listed Swiss investment companies) and Absolute Investment Services Ltd., Zurich. Thomas Amstutz is owner of Gryth Group AG, Zurich and he hold the position as a member of Alpine Select AG, Zug, Baloise Bank SoBa, Solothurn and Vicenda Asset Management AG, Zug. Mr Amstutz was elected to the board of directors in 2012. He was re-elected at the annual shareholders' meeting in May 2025 for a term ending at the 2026 annual shareholders' meeting.

**Responsibilities**

The ultimate management of the Company as well as the supervision of the management are incumbent on the board of directors. It represents the Company towards third parties and attends to all matters, which are not delegated to or reserved for another corporate body of the Company by law, the articles of incorporation or regulations.

The board of directors operates according to the Swiss Code of Obligations, the Company's articles of association and its organisational regulations. The non-transferable and inalienable duties of the board of directors as defined in the Swiss Code of Obligations and the Company's articles of association and organisational regulations are:

- (i) organisation of the Company's main structures, including planning, management and reporting procedures and its internal risk control systems;
- (ii) determination of the investment policy and supervision of its implementation; and
- (iii) appointment and supervision of the Company's general manager and the investment manager.

Board members share these responsibilities jointly. No specific tasks have been allocated to individual members of the board.

**Committees**

The board of directors retains ultimate responsibility for strategy, capital allocation, risk oversight and key investment decisions, while standing committees support the board by preparing matters within their respective remits. The committees of the board of directors act as preparatory and advisory bodies and have no independent decision-making authority unless expressly delegated by the board. Each committee reviews matters within its remit in greater depth and reports formally to the full board on its deliberations, findings and recommendations. Committee chairs regularly brief the chairman of the board and present key issues at board meetings. The full board considers committee recommendations as part of its collective decision-making process. Committees meet ahead of scheduled board meetings to ensure efficient information flow and timely escalation of material issues, with ad-hoc interactions occurring where urgent or complex matters require closer coordination.

The board of directors established an audit committee comprising of Thomas Amstutz (chairman). The audit committee meets at least on a semi-annual basis, and its meeting lasts normally for 1 to 2 hours.

The audit committee's duties include:

- (i) selecting the auditor (for approval at the shareholders' meeting), as well as determining and supervising the terms of their engagement;
- (ii) monitoring the integrity of the financial statements; and
- (iii) reviewing the internal control systems in place in the Company.

Furthermore, a remuneration committee was introduced composed of Dr Konrad Bächinger (chairman), replacing Heinz Nipp since 2025, and Thomas Amstutz (member). The remuneration committee meets on an occasional basis as needed, and its meeting lasts normally for 1 to 2 hours. The duties of the remuneration committee can be found in the remuneration report on page 82.

**Organisation**

The board of directors has delegated the operational management of the Company to Dr Hans Markvoort and Benedikt Meyer as general managers (see page 94), in accordance with Art. 716b CO and the articles of association and organisational regulations of the Company.

The board has delegated the management of the Company's assets in accordance with the investment policy and guidelines to LGT Private Equity Advisers AG, the investment manager (see next pages).

The board resolves by majority vote with the presence of a majority of members. Decisions can be taken by phone conference or circular resolution unless a board member requests otherwise. The board of directors meets as often as business matters require, as a rule four times a year.

The board considers agenda items laid out in the notice and agenda which are formally circulated to the board in advance of any meeting as part of the board papers. The members of the board may request any agenda items to be added that they consider appropriate for board discussion. In addition, each director is required to inform the board of any potential or actual conflict of interest prior to board discussion. In 2025, five board meetings and two audit committee meetings were held, with an average duration of between two and four hours. Board meetings are regularly attended, as appropriate, by representatives of the investment manager and by the general managers, who present reports on portfolio performance, investment decisions, risk exposure and operational matters and participate in discussions in an advisory capacity. Committee meetings may likewise be attended by members of management or other external parties where relevant to the committee's remit; in particular, meetings of the audit committee are typically attended, in whole or in part, by the external auditors and other subject-matter experts when required. In all cases, such participants do not have voting rights, and decision-making authority remains exclusively with the board of directors or the relevant committee within its delegated mandate. In addition to the physical meetings, phone conference calls were held throughout the year to deal with matters substantially of an administrative nature and these were attended by the directors available at the time.

In addition to board meetings, individual members of the boards of the Company and of the investment manager and the general managers interact frequently.

#### **Information and control**

The general manager shall, if requested, periodically and regularly inform the directors on the ordinary course of business as well as at each board meeting. The periodic reports shall cover developments within the portfolio and at the Company level, including the following:

- (i) Portfolio performance;
- (ii) Cash flow developments, liquidity position, use of credit facilities;
- (iii) Divestment activity;
- (iv) Portfolio structure and diversification;
- (v) Hedging positions, if any; and
- (vi) Assessment of significant risks, if any.

#### **Number of permissible external mandates**

No member of the board of directors may assume more than twenty additional mandates, of which no more than four may be for companies the shares thereof are traded regularly at a stock exchange.

The detailed rule with respect to the number of permissible external mandates of members of the board of directors is defined in article 20a of the articles of association of the Company.

## 4 Management

### General manager

The board of directors has delegated the operational management of the Company to Dr Hans Markvoort and Benedikt Meyer as general managers.

### Dr Hans Markvoort

(Swiss citizen, born 1965) graduated with a Ph.D. in economics from the University of St. Gallen in 1995 after studies in the Netherlands and Switzerland. He was head of controlling and company secretary of Industrieholding Cham, a diversified Swiss industrial group, until 1998. He subsequently served as chief financial officer of Universal Holding, a European subsidiary of a US industrial equipment supplier. He joined LGT Capital Partners' private equity team in 2000, where he currently is a partner, coordinating private markets operations. Dr Markvoort is a director of various private equity investment entities as well as of LGT Capital Partners (Ireland) Limited, LGT Fund Managers (Ireland) Limited, LGT Fund Administrators (Luxembourg) Sarl and LGT Fund Managers (FL) Limited.

### Benedikt Meyer

Mr Meyer (Swiss) is an executive director at LGT CP Ltd. Prior to joining LGT CP in 2010, Mr Meyer worked in product management and investor relations for Partners Group AG in Zug and London. Previously Mr Meyer worked for a financial services firm focusing on private equity investments. Mr Meyer holds a Diploma of Higher School of Business Studies HF. He is fluent in English and German, and conversant in French.

None of the members of the management hold material activities or vested interests outside the Company. In particular, they do not have any memberships in governing or supervisory bodies of significant Swiss or foreign organisations, do not perform permanent management or consultancy functions for interest groups, and do not hold any official functions or political posts that would be relevant for disclosure purposes.

**Management Contracts: Investment manager**

LGT Private Equity Advisers AG, Herrengasse 12, 9490 Vaduz, Principality of Liechtenstein, has been appointed investment manager. The investment manager is responsible for the management of the Company's assets in accordance with the investment policy and guidelines. The investment manager does not have any duties or responsibilities in relation to the operational management of the Company. The main responsibilities of the investment manager are:

- (i) implementation of the investment policy, including identifying, purchasing and selling investments;
- (ii) monitoring of investments; and
- (iii) analysis and forecast of cash flows.

The role of the investment manager is governed through investment management agreements with the subsidiaries. These agreements do not have a fixed termination date but can be terminated by either party at 90 days' notice. The compensation of the investment manager is shown in notes 6, 14 and 15 of the consolidated financial statements.

Two board members of the investment manager are affiliated with LGT Capital Partners Group Holding Ltd. or with Partners Group. LGT Capital Partners Group Holding Ltd. owns 60 per cent, Partners Group owns 40 per cent of the investment manager. The members of the board of directors of LGT Private Equity Advisers AG are Dr Roberto Paganoni, Urs Wietlisbach and Erik Müller. Ivo Klein stepped back from the board in 2025.

**Investment advice**

For the investment management LGT Private Equity Advisers AG makes use of the private equity investment team of LGT Capital Partners Ltd. The team consists of over 350 private equity professionals combining American and European education, investment experience and networks on a global basis.

**Number of permissible external mandates**

No member of the executive management may assume more than five additional mandates, of which no more than four may be for companies the shares thereof are traded regularly at a stock exchange.

The detailed rule with respect to the number of permissible external mandates of the executive management is defined in article 20a of the articles of association of the Company.

## 5 Compensation, shareholdings and loan

Details of the compensation paid to the members of the board of directors and the management and how it is determined can be found in the remuneration report on page 78.

The remuneration of the board of directors is as follows:

Remuneration	TCHF
Chairman	55
Deputy chairman	44
Committee chairman	44
Member	17

Travel and other expenses related to attendance of board meetings were covered by an expense allowance for each meeting in Switzerland, physically attended, as follows: Switzerland based CHF 250, Europe based CHF 1,500, Overseas based CHF 7,000. Expense accounts in excess of CHF 7,000 shall be signed off by the chairman (or, in the chairman's case, by the deputy chairman). Accounts below such may be signed of by the general managers.

The Company appointed Dr Hans Markvoort and Benedikt Meyer as general managers, in accordance with Art. 716b CO and the articles of association and organisational regulations of the Company. This work for the Company on average takes up approximately 20 per cent of their working time. For 2025, the management of the Company was compensated by the investment advisor.

Remuneration	TCHF
General managers	100

No further compensation or fees, shares, options or loans by the Company or its subsidiaries for their activities have been due.

## 6 Voting and representation restrictions

### Voting restrictions

The articles of association do not contain any statutory voting rights restrictions other than those disclosed in section 2 above. No exceptions were granted in the year under review.

The convocation of the general meeting of shareholders and the addition of items to its agenda are conform with the regulations of the Swiss Code of obligations.

### General meeting of shareholders

The next shareholders' meeting is scheduled for 12 May 2026 and shall be convened by publication in the Swiss Official Gazette of Commerce at least 20 days prior to the date of the meeting.

Shareholders registered with voting rights in the shareholders' register until and including 28 April 2026 shall receive, with their invitation to the annual general meeting, a registration card to apply for an admission card and voting documentation. No new share registrations with voting rights shall be made in the shareholders' register between 29 April 2025 and the end of the general meeting.

The board of directors can ensure that shareholders who are not present at the place of the shareholders' meeting may exercise their rights by electronic means. Several places of meeting can be determined by the board of directors for one shareholders meeting. Instead, the board of directors may also waive the determination of a meeting location and order the holding of a purely virtual shareholders' meeting.

Shareholders representing at least five per cent of the share capital or votes may request that an extraordinary shareholders' meeting be convened, such request in writing, stating the agenda items and the proposals to be decided upon. Shareholders representing shares with an aggregate nominal value of at least 0.5 per cent of the share capital may request that an item be included in the agenda of the shareholders' meeting. Such requests must be made in writing at least 50 days before the date of the meeting. Shareholders may submit a brief statement of reasons together with the agenda items or proposals, which must be included in the notice convening the shareholders' meeting.

At shareholders' meetings, each shareholder may be represented by the independent proxy or by means of a written power of attorney by any other person of such shareholder's choice. The independent proxy is elected by the shareholders' meeting. His/her term of office expires at the end of the next ordinary shareholders' meeting (reelection is allowed). The Independent Proxy has a duty to exercise the voting rights assigned to the Independent Proxy by shareholders in accordance with their instructions. Swiss law allows for proxy instructions both in written as well as electronic form.

At the general meeting of 13 May 2025, Peter Marty, Biberzeldenstrasse 21, 8853 Lachen SZ (pit.marty@bluewin.ch) was appointed as independent proxy for the time period until the next annual general meeting.

**Statutory quorums**

The shareholder's meeting shall pass its resolution and carry out its elections by a majority of the share votes represented, to the extent, neither the law nor the articles of association provide otherwise. The articles of association contain the following voting quora that extend beyond the thresholds of simple and qualified majority prescribed in the Swiss Code of Obligations:

- the easement or abolition of the restriction of the transferability of the registered shares;
- the conversion of registered shares into bearer shares and bearer shares into registered shares; and
- the abolition of restrictions in the articles of association concerning the passing of a resolution by the shareholders' meeting.

The dissolution of the Company with a liquidation requires a resolution of the shareholders' meeting passed by at least 80 per cent of all share votes.

**7 Change of control**

The Company has stated in article 6h of its articles of association that a party acquiring shares above the legal threshold potentially triggering a public offer in the Company is not obliged to make a public offer to acquire all shares of the Company pursuant to articles 135 and 163 of the Financial Market Infrastructure Act (opting-out clause).

The members of the board of directors, the general manager and the investment manager do not benefit from contractual clauses on change-of-control situations.

## 8 Auditors

PricewaterhouseCoopers Ltd., Zurich, are the auditors of the Company. They accepted the mandate in 2001. Thomas Romer, the auditor in charge, took up office in 2021.

Total audit related fees charged by PricewaterhouseCoopers for the 2025 audit amounted to TUSD 126 (2024: TUSD 139).

Supervision of the audit takes place in various meetings and discussions between the auditors and board members throughout the year as well as through the internal audit department of LGT Capital Partners Group Holding Ltd.

Principal means of information between the external auditor and the board of directors (in particular through the audit committee) is the annual audit report submitted by the auditor to the directors. The report is generally discussed with representatives of the auditor at the spring board meeting that also resolves on approval of the annual report. Prior to discussion of the auditors' report, audit committee meetings – typically in the form of conference calls – take place to discuss progress of the audit, assess the audit's effectiveness, and any specific matters noted. Preparation of the audit (which includes an update on changes in accounting and reporting standards and audit requirements by the auditor) usually take place in autumn, either in the form of the auditor's presence at a board meeting or by means of a phone discussion.

## 9 Information policy

The Company publishes an audited annual report per 31 December within four months and a semi-annual report per 30 June within three months of the balance sheet day. Furthermore, the Company publishes monthly portfolio updates.

The Company publishes these and other documents on the Company's website [www.castlepe.com](http://www.castlepe.com). Subscribers listed on the Company's distribution schedule generally receive these documents (or references to their website location) upon publication by e-mail.

Notices to shareholders are generally made by publication in the Swiss Official Gazette of Commerce (Schweizerisches Handelsamtsblatt). The board of directors may designate further means of publication.

Ad-hoc announcements are also distributed by e-mail, media and electronic information providers. Ad-hoc announcements can be accessed at the same time as they are communicated to the market by subscribing to the news service under: <https://castlepe.com/en/sign-up>

The corporate calendar can be found on the Company's website [www.castlepe.com](http://www.castlepe.com).

Registered Office of the Company:  
Castle Private Equity AG  
Schützenstrasse 6  
8808 Pfäffikon SZ

Contact by e-mail under: [lgt.cpe@lgtcp.com](mailto:lgt.cpe@lgtcp.com)

### **Non-applicability/negative disclosure**

It is expressly noted that any information not contained or mentioned herein is non-applicable or its omission is to be construed as a negative declaration (as provided in the Corporate Governance Directive and the guideline thereto).

## 10 Quiet periods

The Company adopts an insider trading policy and sets general quiet periods (“blackout periods”) in accordance with SIX Directive on Information relating to Corporate Governance. These blackout periods apply in connection with the publication of the Company’s monthly portfolio updates and are effective for all LGT Capital Partners employees and as well for the Company’s insiders as defined in its insider list. In addition to ordinary blocked periods, the general managers may each impose extraordinary blackout periods from time to time where they consider it necessary or appropriate, including where inside information exists or may arise.

Insiders may trade in the vehicle’s public securities up to 14 calendar days following each monthly net asset value publication.

Prior to trading, insiders should consult with the general managers whether a restricted period applies. If trading is not restricted, clearance to trade must be sought and written permission (e-mail being considered acceptable) received from the general manager. Dealing should then occur as soon as possible and, in any case, within two business days of clearance. A record of all dealing requests and clearances given will be kept.

## Share information

Exchange rate CHF/USD: 0.7923

	2017	2018	2019	2020	2021	2022	2023	2024	2025	Since inception
<b>Share information</b>										
Number of outstanding shares at year end (ooo) <sup>1)</sup>	26,324 <sup>2)</sup>	18,022 <sup>3)</sup>	10,498 <sup>4)</sup>	10,209 <sup>5)</sup>	10,105	10,105 <sup>6)</sup>	10,105	10,105	10,105	
USD net asset value <sup>1)</sup>	18.52	17.96	14.97	15.50	14.73	10.50	8.66	7.40	5.98	
CHF closing price <sup>1)</sup>	17.90	16.20	13.75	10.00	9.55	7.70	4.40	3.80	3.28	
<b>Share performance</b>										
USD net asset value	8.7%	5.3% <sup>7)</sup>	0.9% <sup>8)</sup>	3.5%	15.3% <sup>9)</sup>	(28.7%) <sup>10)</sup>	3.8% <sup>11)</sup>	(3.5%) <sup>12)</sup>	1.3% <sup>13)</sup>	(12.9%) <sup>14)</sup>
USD closing price	—	—	—	—	—	—	—	—	—	—
CHF closing price	16.6%	(9.5%)	(15.1%)	(27.3%)	(4.5%)	(19.4%)	(42.9%)	(13.6%)	(13.7%)	(68.5%)

<sup>1)</sup> Adjusted for the ten for one share split.<sup>2)</sup> Of which 1,876,234 owned by the Group. On 26 September 2017, 2,904,511 shares purchased via share buyback program were cancelled.<sup>3)</sup> Of which 6,231,357 owned by the Group. On 7 August 2018, 8,301,455 shares purchased via share buyback program were cancelled.<sup>4)</sup> Of which 764,336 owned by the Group. On 22 August 2019, 6,759,973 shares purchased via share buyback program were cancelled.<sup>5)</sup> Of which 204,387 owned by the Group. On 10 August 2020, 849,410 shares purchased via share buyback program were cancelled.<sup>6)</sup> On 22 August 2022, 308,371 shares purchased via share buyback were cancelled.<sup>7)</sup> Adjusted for distributions of general legal reserves from capital contributions of CHF 1.00/USD 1.01 on 22 May 2018.<sup>8)</sup> Adjusted for distributions of general legal reserves from capital contributions of CHF 3.00/USD 2.97 on 20 May 2019.<sup>9)</sup> Adjusted for distributions of general legal reserves from capital contributions of CHF 3.00/USD 3.33 on 21 May 2021.<sup>10)</sup> Adjusted for distributions of general legal reserves from capital contributions/retained earnings of CHF 2.50/USD 2.51 on 16 May 2022.<sup>11)</sup> Adjusted for distributions of general legal reserves from capital contributions of CHF 2.00/USD 2.23 on 26 May 2023.<sup>12)</sup> Adjusted for distributions of general legal reserves from capital contributions of CHF 0.90/USD 0.99 on 23 May 2024.<sup>13)</sup> Adjusted for distributions of general legal reserves from capital contributions of CHF 1.3/USD 1.6 on 8 April 2025.<sup>14)</sup> Adjusted for distributions of general legal reserves from capital contributions/retained earnings for all since inception.

### Listing

SIX Swiss Exchange 4885474 (Swiss security number)

### Price information

Reuters: CPE.S

Bloomberg: CPEN SW &lt;Equity&gt;

### Publication of net asset value

www.castlepe.com





**Registered office**

Castle Private Equity AG  
Schützenstrasse 6, CH-8808 Pfäffikon  
Switzerland

**Investment manager**

LGT Private Equity Advisers AG  
Herrengasse 12, FL-9490 Vaduz  
Principality of Liechtenstein

**[www.castlepe.com](http://www.castlepe.com)**