

castle

PRIVATE EQUITY

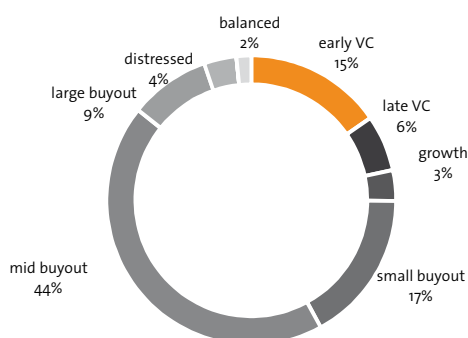
In USD and unaudited, unless otherwise stated

| NAV update as at 30 June 2018 | |
|--------------------------------------------------|--------|
| Monthly net return | +1.3% |
| Year to date* net return | 3.0% |
| NAV per share | 18.05 |
| NAV per share in CHF | 17.92 |
| Share price as at 30 June 2018 | |
| Price in CHF | 16.45 |
| Year to date price return in CHF | -8.1% |
| Premium / discount in CHF | -8.2% |
| Portfolio information | |
| Net asset value (USD million) | 318.3 |
| Private equity assets (USD million) | 183.3 |
| Investment degree | 57.6% |
| Net liquidity** (USD million) | 135.1 |
| Net liquidity** monthly change (USD million) | 5.6 |
| Uncalled commitments (USD million) | 47.6 |
| Uncalled commitments (% of NAV) | 15.0% |
| Shares in circulation (million, net of buybacks) | 17.639 |
| CHF / USD exchange rate | 0.99 |

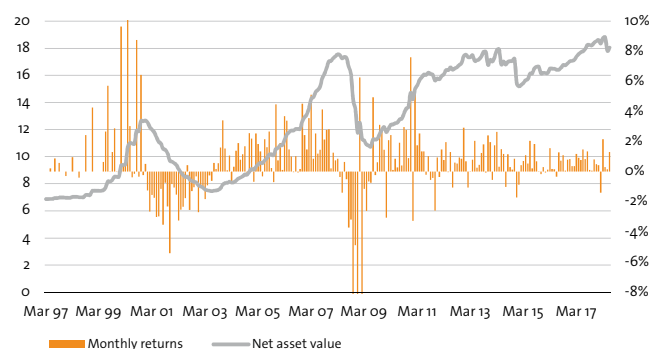
*from audited December NAV

**cash + short-term assets - bank debt and other liabilities

NAV by investment stage as at 30 June 2018



NAV performance in USD from April 1997 to June 2018



Monthly net returns (%), NAV per share in USD (from April 1997 to June 2018)

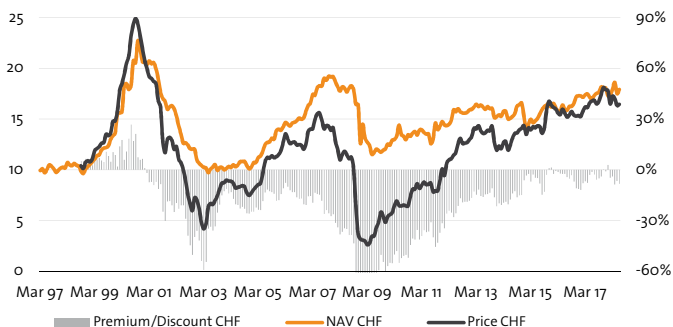
| | Jan | Feb | Mar | Apr | May | Jun | Jul | Aug | Sep | Oct | Nov | Dec | YTD |
|------|-------|-------|-------|-------|-------|-------|-------|-------|-------|--------|-------|--------|--------|
| 2018 | 0.44 | -1.40 | 2.17 | 0.31 | 0.15 | 1.32 | | | | | | | 2.98 |
| 2017 | 0.36 | 0.36 | 1.17 | 0.92 | 0.78 | 1.47 | 0.84 | 1.36 | 0.11 | 0.08 | 0.82 | 0.51 | 9.13 |
| 2016 | -0.05 | 0.15 | 1.55 | 0.17 | 0.17 | -0.32 | 1.29 | 0.73 | 1.09 | 0.07 | 0.80 | 0.85 | 6.68 |
| 2015 | -0.86 | 0.44 | 0.70 | 1.09 | 0.55 | 2.04 | 0.21 | 1.84 | 0.69 | 0.03 | -0.16 | 0.30 | 7.07 |
| 2014 | -0.54 | 1.76 | 2.64 | 0.32 | 1.50 | 1.17 | -1.02 | 1.15 | 0.30 | 0.15 | 0.86 | -1.70 | 6.71 |
| 2013 | 0.70 | -1.04 | 0.02 | 0.80 | 2.06 | 0.27 | 0.47 | 1.24 | 1.81 | -0.05 | 2.41 | 1.98 | 11.12 |
| 2012 | -0.36 | 1.48 | 0.77 | 1.97 | -0.03 | 1.30 | -1.05 | 0.61 | 0.55 | 0.94 | 0.86 | 2.93 | 10.35 |
| 2011 | -3.27 | 5.34 | 1.76 | 2.54 | 1.35 | 1.34 | -0.20 | 1.03 | -0.55 | -0.42 | -2.59 | 0.94 | 7.20 |
| 2010 | -3.05 | 2.09 | 2.43 | 0.12 | 0.87 | 0.28 | 1.92 | 0.42 | 2.97 | 2.78 | 0.90 | 7.59 | 20.73 |
| 2009 | 6.25 | -9.55 | -1.14 | -2.60 | -0.64 | -0.74 | 4.94 | -0.22 | 0.62 | 3.10 | 2.89 | 1.45 | 3.48 |
| 2008 | 1.25 | 0.76 | 0.86 | -0.35 | -1.40 | 0.64 | -0.51 | -3.72 | -3.17 | -11.87 | -4.87 | -12.79 | -30.99 |
| 2007 | 1.48 | 3.57 | 5.12 | 0.86 | 2.54 | 1.19 | 1.45 | 4.13 | 2.13 | 2.78 | 2.82 | 0.23 | 32.13 |
| 2006 | 1.90 | 0.11 | 3.69 | 3.39 | 1.47 | 1.01 | -0.04 | 1.03 | -0.05 | 0.18 | 4.52 | 2.44 | 21.37 |
| 2005 | -0.66 | 2.53 | 1.85 | 1.35 | -0.32 | 2.16 | 1.64 | 2.66 | 0.24 | -0.68 | 4.48 | 0.75 | 17.07 |
| 2004 | 0.10 | 1.07 | -0.74 | 0.32 | 1.39 | 1.90 | 0.79 | 1.15 | 1.70 | -0.21 | 2.55 | 2.20 | 12.86 |
| 2003 | -0.98 | -1.10 | -1.81 | -0.91 | -0.24 | -0.61 | 0.59 | 0.17 | 0.57 | 1.60 | 3.42 | 1.54 | 2.14 |
| 2002 | -1.06 | -1.51 | -3.24 | -2.51 | -2.33 | -1.76 | 0.44 | -2.53 | -1.28 | -1.03 | -0.31 | -2.68 | -18.14 |
| 2001 | -1.24 | -2.64 | -1.54 | -1.72 | -3.01 | -2.96 | -1.14 | -3.52 | -0.73 | -2.30 | -5.40 | -0.82 | -24.00 |
| 2000 | 9.64 | 0.52 | 0.54 | 13.18 | 3.03 | -0.36 | -0.14 | 8.75 | -0.34 | 6.43 | -0.21 | 0.52 | 48.74 |
| 1999 | 0.00 | 0.00 | 0.00 | 0.00 | 0.64 | 2.66 | 5.70 | 0.01 | 1.30 | 2.89 | 0.02 | 0.06 | 13.92 |
| 1998 | 0.00 | 0.00 | 0.98 | 0.00 | 0.00 | -0.38 | 0.00 | 0.00 | 2.44 | 0.00 | 0.00 | 4.25 | 7.43 |
| 1997 | | | | 0.00 | 0.22 | 0.00 | 0.87 | 0.00 | 0.58 | 0.00 | 0.00 | -0.29 | 1.38 |

Source: LGT CP / Bloomberg

*With a cut-off date for the December audited financial statements in March, a significant part of December valuations reflected in the January and February reports has been reflected in the audited December NAV of the previous year.

Please see disclaimer on the last page of this document.

NAV, price and premium/discount
Listing to June 2018, in CHF



Key facts

Investment manager

LGT Private Equity Advisers

Investment adviser

LGT Capital Partners

Custodian*

BNP Paribas Fund Administration Services Ireland Limited

Auditor

PricewaterhouseCoopers

Swiss legal counsel

Niederer Kraft & Frey

Fees

1.0% management fee and 10% performance fee (subject to high watermark of USD 885.2 million)

Market quote

Quoted and traded daily in CHF on SIX

Listing date

CHF: 7 September 1998

ISIN/Valor

CH004885474

Bloomberg

CHF: CPEN SW

*of the company's main subsidiary in Ireland

Company structure

Castle Private Equity AG ("the Company") is a joint stock corporation established for an indefinite period in the Canton of Schwyz, Switzerland, by deed dated 19 July 1997. The Company's shares have been listed in Swiss Francs on the SIX Swiss Exchange since 7 September 1998 and in US Dollars since 21 January 2002. Trading in CastlePE's USD shares was discontinued on 31 October 2016.

As of 30 June 2018, Castle held 151,116 shares from previous 2nd line buyback programs, 1,084,131 shares tendered through the issuance of put options, 1,283,297 shares from the current 2nd line buyback program and 6,165,955 shares tendered during the fixed price buyback.

Swiss Security Number: 4885474

Board of directors

Gilbert Chalk (Chairman)

Konrad Baechinger (Deputy Chairman)

Thomas Amstutz

Heinz Nipp

For further information, please contact

Benedikt Meyer, GM, tel. +41 (0) 55 415 9710

Addresses

Castle Private Equity AG

Schuetzenstrasse 6, CH-8808 Pfaeffikon SZ, Switzerland

LGT Private Equity Advisers AG

Herrengasse 12, 9490 Vaduz, Principality of Liechtenstein

LGT Capital Partners Ltd

Schuetzenstrasse 6, CH-8808 Pfaeffikon SZ, Switzerland

LGT Capital Partners (UK) Ltd

35 Dover Street, London W1S 4NQ, United Kingdom

Disclaimer

This document is for the intended recipient only and may not be passed on or disclosed to any other person. This document is solely for information purposes and does not constitute an offer to sell or an invitation to invest. In particular, it does not constitute an offer or solicitation in any jurisdiction where it is unlawful or where the person making the offer or solicitation is not qualified to do so or the recipient may not lawfully receive any such offer or solicitation. It is the responsibility of any person in possession of this document to inform themselves of, and to observe, all applicable laws and regulations of relevant jurisdictions.

The information and any opinions contained herein have been obtained from or are based on sources which are believed to be reliable, but their accuracy cannot be guaranteed. No responsibility can be accepted for any consequential loss from this information. Prospective investors should rely only on the information contained in the Company's prospectus. Prospective investors should also inform themselves, and should take appropriate advice, on the legal requirements and as to the possible tax consequences, foreign exchange restrictions or exchange control requirements that they may encounter under the laws of the countries of their citizenship, residence or domicile and that may be relevant to the subscription, purchase, holding, exchange, redemption or disposal of any investments. Performance numbers shown are records of past performance and not an indication of future performance. See also <http://www.castlepe.com/en/cpe/disclaimer.html>