

In USD and unaudited, unless otherwise stated

<b>NAV update as at 31 January 2019</b>	
Monthly net return	-0.3%
Year to date* net return	-0.3%
NAV per share	17.90
NAV per share in CHF	17.75
<b>Share price as at 31 January 2019</b>	
Price in CHF	16.50
Year to date price return in CHF	1.9%
Premium / discount in CHF	-7.1%
<b>Portfolio information</b>	
Net asset value (USD million)	208.5
Private equity assets (USD million)	161.2
Investment degree	77.3%
Net liquidity** (USD million)	47.3
Net liquidity** monthly change (USD million)	-1.9
Uncalled commitments (USD million)	46.2
Uncalled commitments (% of NAV)	22.2%
Shares in circulation (million, net of buybacks)	11.648
CHF / USD exchange rate	0.99

\*from audited December NAV

\*\*cash + short-term assets - bank debt and other liabilities

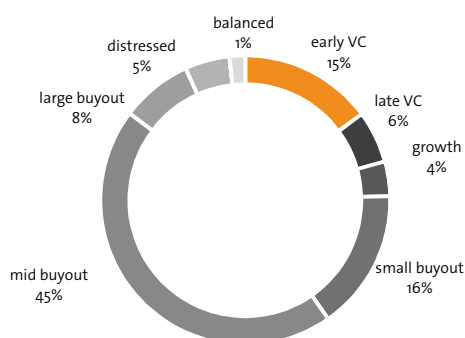
CastlePE's net asset value decreased by 0.3 per cent during January. In a month where few new valuations were considered, the monthly investment result was driven by the mark to market adjustments of public positions and a writedown within the co-investment portfolio.

The investment result benefitted from the 0.4 per cent increase in the value of the Euro versus the Dollar during the month resulting in an unrealised currency gain of USD 0.2 million.

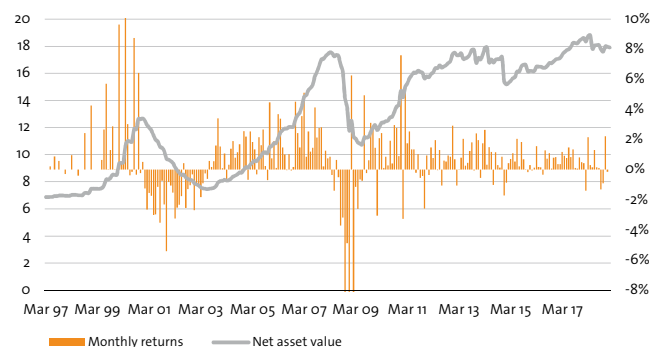
January's cash flows were muted but favourable: CastlePE received distributions of almost USD 1.0 million, primarily driven by the sale of Coupa Software by Battery VIII during the month. Overall investment outflows in the month were less than USD 0.1 million. Uncalled capital ended the month at USD 46 million or 22.2 per cent of net asset value.

During January, USD 2.4 million was used to purchase 143,260 shares on the second line buyback program.

#### NAV by investment stage as at 31 January 2019



#### NAV performance in USD from April 1997 to January 2019



#### Monthly net returns (%), NAV in USD (from April 1997 to January 2019)

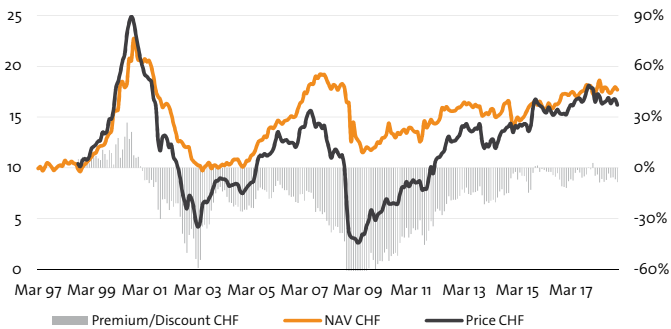
	Jan	Feb	Mar	Apr	May	Jun	Jul	Aug	Sep	Oct	Nov	Dec	YTD
2019	-0.31												-0.31
2018	0.44	-1.40	2.17	0.31	0.15	1.32	0.11	0.09	-1.69	-1.02	2.21	-0.14	5.25
2017	0.36	0.36	1.17	0.92	0.78	1.47	0.84	1.36	0.11	0.08	0.82	0.51	9.13
2016	-0.05	0.15	1.55	0.17	0.17	-0.32	1.29	0.73	1.09	0.07	0.80	0.85	6.68
2015	-0.86	0.44	0.70	1.09	0.55	2.04	0.21	1.84	0.69	0.03	-0.16	0.30	7.07
2014	-0.54	1.76	2.64	0.32	1.50	1.17	-1.02	1.15	0.30	0.15	0.86	-1.70	6.71
2013	0.70	-1.04	0.02	0.80	2.06	0.27	0.47	1.24	1.81	-0.05	2.41	1.98	11.12
2012	-0.36	1.48	0.77	1.97	-0.03	1.30	-1.05	0.61	0.55	0.94	0.86	2.93	10.35
2011	-3.27	5.34	1.76	2.54	1.35	1.34	-0.20	1.03	-0.55	-0.42	-2.59	0.94	7.20
2010	-3.05	2.09	2.43	0.12	0.87	0.28	1.92	0.42	2.97	2.78	0.90	7.59	20.73
2009	6.25	-9.55	-1.14	-2.60	-0.64	-0.74	4.94	-0.22	0.62	3.10	2.89	1.45	3.48
2008	1.25	0.76	0.86	-0.35	-1.40	0.64	-0.51	-3.72	-3.17	-11.87	-4.87	-12.79	-30.99
2007	1.48	3.57	5.12	0.86	2.54	1.19	1.45	4.13	2.13	2.78	2.82	0.23	32.13
2006	1.90	0.11	3.69	3.39	1.47	1.01	-0.04	1.03	-0.05	0.18	4.52	2.44	21.37
2005	-0.66	2.53	1.85	1.35	-0.32	2.16	1.64	2.66	0.24	-0.68	4.48	0.75	17.07
2004	0.10	1.07	-0.74	0.32	1.39	1.90	0.79	1.15	1.70	-0.21	2.55	2.20	12.86
2003	-0.98	-1.10	-1.81	-0.91	-0.24	-0.61	0.59	0.17	0.57	1.60	3.42	1.54	2.14
2002	-1.06	-1.51	-3.24	-2.51	-2.33	-1.76	0.44	-2.53	-1.28	-1.03	-0.31	-2.68	-18.14
2001	-1.24	-2.64	-1.54	-1.72	-3.01	-2.96	-1.14	-3.52	-0.73	-2.30	-5.40	-0.82	-24.00
2000	9.64	0.52	0.54	13.18	3.03	-0.36	-0.14	8.75	-0.34	6.43	-0.21	0.52	48.74
1999	0.00	0.00	0.00	0.00	0.64	2.66	5.70	0.01	1.30	2.89	0.02	0.06	13.92
1998	0.00	0.00	0.98	0.00	0.00	-0.38	0.00	0.00	2.44	0.00	0.00	4.25	7.43
1997				0.00	0.22	0.00	0.87	0.00	0.58	0.00	0.00	-0.29	1.38

Source: LGT CP / Bloomberg

<sup>1</sup> With a cut-off date for the December audited financial statements in March, a significant part of December valuations reflected in the January and February reports has been reflected in the audited December NAV of the previous year.

Please see disclaimer on the last page of this document.

NAV, price and premium/discount  
Listing to January 2019, in CHF



**Key facts**

**Investment manager**

LGT Private Equity Advisers

**Investment adviser**

LGT Capital Partners

**Custodian\***

BNP Paribas Fund Administration Services Ireland Limited

**Auditor**

PricewaterhouseCoopers

**Swiss legal counsel**

Niederer Kraft & Frey

**Fees**

1.0% management fee and 10% performance fee (subject to high watermark of USD 932.8 million)

**Market quote**

Quoted and traded daily in CHF on SIX

**Listing date**

CHF: 7 September 1998

**ISIN/Valor**

CH004885474

**Bloomberg**

CHF: CPEN SW

\*of the company's main subsidiary in Ireland

**Company structure**

Castle Private Equity AG ("the Company") is a joint stock corporation established for an indefinite period in the Canton of Schwyz, Switzerland, by deed dated 19 July 1997. The Company's shares have been listed in Swiss Francs on the SIX Swiss Exchange since 7 September 1998 and in US Dollars since 21 January 2002. Trading in CastlePE's USD shares was discontinued on 31 October 2016.

On 29 October 2018, the Company announced that each shareholder would be granted, free of charge, 1 tradeable put option for each registered share held. Every 20 put options entitled shareholders to tender 1 registered share. 4,343,621 registered shares were tendered to the company on 30 November 2018.

As of 31 January 2019, Castle held 648,011 shares from previous buyback programs, 529,901 shares from the current buyback program, 853,084 shares tendered through the issuance of put options and 4,343,621 shares bought back at a fixed price.

Swiss Security Number: 4885474

**Board of directors**

Gilbert Chalk (Chairman)

Konrad Baechinger (Deputy Chairman)

Thomas Amstutz

Heinz Nipp

**Address**

**Castle Private Equity AG**

Schuetzenstrasse 6, CH-8808 Pfaeffikon SZ, Switzerland

**For further information, please contact**

Benedikt Meyer, GM, tel. +41 (0) 55 415 9710

**Disclaimer**

This document is for the intended recipient only and may not be passed on or disclosed to any other person. This document is solely for information purposes and does not constitute an offer to sell or an invitation to invest. In particular, it does not constitute an offer or solicitation in any jurisdiction where it is unlawful or where the person making the offer or solicitation is not qualified to do so or the recipient may not lawfully receive any such offer or solicitation. It is the responsibility of any person in possession of this document to inform themselves of, and to observe, all applicable laws and regulations of relevant jurisdictions.

The information and any opinions contained herein have been obtained from or are based on sources which are believed to be reliable, but their accuracy cannot be guaranteed. No responsibility can be accepted for any consequential loss from this information. Prospective investors should rely only on the information contained in the Company's prospectus. Prospective investors should also inform themselves, and should take appropriate advice, on the legal requirements and as to the possible tax consequences, foreign exchange restrictions or exchange control requirements that they may encounter under the laws of the countries of their citizenship, residence or domicile and that may be relevant to the subscription, purchase, holding, exchange, redemption or disposal of any investments. Performance numbers shown are records of past performance and not an indication of future performance. See also <http://www.castlepe.com/en/cpe/disclaimer.html>